



TRANSMITTED VIA ELECTRONIC MAIL

March 23, 2022

Erik Takayesu

NOV_SCE_IAG_ 20211116-01

Vice President Asset Strategy and Planning

Southern California Edison (SCE)

2244 Walnut Grove

Rosemead, CA 91770

NOTICE OF VIOLATION

Mr. Takayesu,

Pursuant to Government Code § 15475.1, the Office of Energy Infrastructure Safety (Energy Safety) has completed a compliance assessment of Southern California Edison and determined the existence of one or more violations. In accordance with Government Code § 15475.2 and the California Code of Regulations, Title 14, Division 17 § 29302(b)(2), noncompliance with an approved wildfire mitigation plan (WMP) or any law, regulation, or guideline within Energy Safety's authority is considered a violation.

Ivan Garcia, Energy Safety staff, conducted an inspection in the county of Ventura, on November 16, 2021, and discovered the following violation(s):

1. Violation 1: Per SCE's Distribution Design Standards (DDS), section DDS-10, page 10-82, "for the 336 (30/7) ACSR covered conductor, vibration dampers shall be installed on every span in both light loading and heavy loading areas." Also, SCE's Distribution Overhead Construction Standards (DOH), section CC 190, page 1 of 11, indicates that vibration dampers are required when installing covered conductor. Poles numbered 4194272E, 4244431E, 1922868E, 1922865E, X11396E, 4477220E, and 4477213E had covered conductor installed but failed to install vibration dampers. Energy Safety considers this violation for failure of adhering to protocol to be in the Minor risk category.
2. Violation 2: Energy Safety found three structures where the pole type (i.e., wood, steel, composite, etc.) provided by SCE did not match the pole type observed in the field. SCE reported poles 1922865E, X11396E, and 4477213E as wood. Energy Safety observed that



March 23, 2022

NOV_SCE_IAG_20211116-01

these were steel poles during inspections. Energy Safety considers this violation for providing inaccurate data to be in the Minor risk category.

In accordance with the Energy Safety Compliance Process, outlined in Table 1 below are the correction timelines for identified violations relative to their risk category. Within 30 days from the issuance date of this notice of violation (NOV), April 22, 2022, advise Energy Safety of corrective actions taken or planned by SCE to remedy the above identified violation(s) and prevent recurrence. This response shall be filed in the Energy Safety e-Filing system under the [2021-NOV docket¹](#) and the associated file name(s) must begin with the NOV identification number provided above.

Table 1 Energy Safety Violation Correction Timeline by Risk Category

Risk Category	Violation and defect correction timeline
Severe	<ul style="list-style-type: none"> • Immediate resolution
Moderate	<ul style="list-style-type: none"> • 2 months (in HFTD Tier 3) • 6 months (in HFTD Tier 2) • 6 months (if relevant to worker safety; not in HFTD Tier 3)
Minor	<ul style="list-style-type: none"> • 12 months or resolution scheduled in WMP update

Pursuant to Government Code § 15475.4(b), this NOV is served electronically, and SCE may request a hearing to take public comment or present additional information. Per statute, the deadline to request a hearing is within 30 days from the issuance date of this NOV – April 22, 2022. If a petition for hearing is not received by the deadline, then the determination and conditions set forth in this NOV become final.

Pursuant to Public Utilities Code § 8389(g), following receipt of SCE’s response to this NOV and resolution of any disputes, this matter may be referred to the California Public Utilities Commission (CPUC) for its consideration of potential enforcement action, as the CPUC deems appropriate.

¹ <https://efiling.energysafety.ca.gov/EFiling/DocketInformation.aspx?docketnumber=2021-NOV>



March 23, 2022

NOV_SCE_IAG_20211116-01

Sincerely,

A handwritten signature in black ink, appearing to read "Koko Tomassian".

Koko Tomassian
Compliance Program Manager
Compliance Assurance Division
Office of Energy Infrastructure Safety

Cc:

Elizabeth Leano, SCE
Diana Gallegos, SCE
Gary Chen, SCE
Jonathan Chacon, SCE
Johnny Parker, SCE
Melissa Semcer, Energy Safety
Edward Chavez, Energy Safety
Ivan Garcia, Energy Safety

Energy Safety Inspection Report



OFFICE OF ENERGY
INFRASTRUCTURE
SAFETY

Table of Contents

I.	BACKGROUND	1
II.	RESULTS.....	2
	Table 1. Risk Category and Correction Timelines	2
	Table 2. WMP Initiative Inspections	3
	Table 3. General Wildfire Safety Inspections.....	Error! Bookmark not defined.
III.	DISCUSSION	4
IV.	CONCLUSION	4
V.	APPENDICES	A-1

Report Name: IAG_SCE_20211116-01

Date(s): November 16, 2021

Inspector: Ivan Garcia

Utility: Southern California Edison

Attention: Erik Takayesu, Vice President Asset Strategy and Planning

I. BACKGROUND

While wildfires are a natural part of California's ecosystem, the "fire season" in California and throughout the West is beginning and finishing earlier and later each year. Climate change and drought are believed to be a major contributor to this unsettling pattern. Utility-ignited wildfires are also a significant contributor to the wildfire risk in the Golden State, as this ignition cause category represents a disproportionate amount of the largest and most destructive fires in state history. Consequently, the Office of Energy Infrastructure Safety (Energy Safety) was established per the California Energy Infrastructure Safety Act (Government Code Sections 15470 – 15476) with the primary purpose of ensuring electrical corporations are reducing wildfire risk and complying with energy infrastructure safety measures. One such method for Energy Safety meeting its objective is to conduct detailed visual inspections of electrical infrastructure.

Inspections are carried out by Energy Safety's Compliance Division on a regular basis to verify the work performed by utilities, as reported in approved wildfire mitigation plans (WMPs) or subsequent filings and assess general conditions of electrical infrastructure that may adversely impact an electrical corporation's wildfire risk. Accordingly, Energy Safety inspections are distinguished into two lines of effort. Inspections related to an electrical corporation's execution of its WMP initiatives is referred to as "WMP Initiative Inspections," findings of which are detailed in Table 2. Issues discovered during these inspections are categorized as violations and are accompanied by a notice of violation (NOV). In addition to assessing compliance with WMP initiatives, Energy Safety inspectors also visually assess the electrical infrastructure and surrounding vegetation to determine whether conditions are present which increase an electrical corporation's ignition and wildfire risk. These inspections are referred to as "General Wildfire Safety Inspections" and findings are detailed in Table 3 below. Issues discovered during these inspections are categorized as defects and are accompanied by a notice of defect (NOD).

This report details the findings of a recent Energy Safety inspection.

Section 15475.1. of the Government Code states that:

(a) The office may determine that a regulated entity is not in compliance with any matter under the authority of the office. If necessary, the office may undertake an investigation into whether the



regulated entity is noncompliant with its duties and responsibilities or has otherwise committed violations of any laws, regulations, or guidelines within the authority of the office.

(b) The office's primary objective is to ensure that regulated entities are reducing wildfire risk and complying with energy infrastructure safety measures as required by law.

On November 16, 2021, I performed a walking inspection of Southern California Edison (SCE) covered conductor installations, 2021 WMP initiative number 7.3.3.3.1, in the city of Simi Valley, California. Detailed findings from this field inspection are laid out in Section II below.

II. RESULTS

In accordance with Energy Safety's Wildfire Mitigation Plan Compliance Process, violations and defects discovered by Energy Safety must be corrected in a timely manner. The timeline for corrective action is dependent on the risk category, location, and potential impact to worker safety of the violation or defect discovered. Risk categories range from severe to minor, and locational risks are determined with tier levels in the California Public Utility Commission's High Fire Threat District (HFTD) map. Table 1 below outlines violation and defect risk categories and their associated correction timelines. The correction timelines identified below apply to the results of both WMP initiative inspections as well as general wildfire safety inspections.

Table 1. Risk Category and Correction Timelines

Risk Category	Violation and defect correction timeline
Severe	<ul style="list-style-type: none">• Immediate resolution
Moderate	<ul style="list-style-type: none">• 2 months (in HFTD Tier 3)• 6 months (in HFTD Tier 2)• 6 months (if relevant to worker safety; not in HFTD Tier 3)
Minor	<ul style="list-style-type: none">• 12 months or resolution scheduled in WMP update

Table 2. WMP Initiative Inspections

Item	Structure ID	HFTD	Initiative Number	Violation Type	Severity	Violation Description
1	4194272E	Tier 3	7.3.3.3.1	Adherence to Protocol	Minor	Failure to install vibration dampers on a span
2	4244431E	Tier 3	7.3.3.3.1	Adherence to Protocol	Minor	Failure to install vibration dampers on a span
3	1922868E	Tier 3	7.3.3.3.1	Adherence to Protocol	Minor	Failure to install vibration dampers on a span
4	1922865E	Tier 3	7.3.3.3.1	Data Accuracy	Minor	Pole type provided by SCE is incorrect. Reported pole type is a wood pole. The true pole type is a steel pole.
5	1922865E	Tier 3	7.3.3.3.1	Adherence to Protocol	Minor	Failure to install vibration dampers on a span
6	X11396E	Tier 3	7.3.3.3.1	Data Accuracy	Minor	Pole type provided by SCE is incorrect. Reported pole type is a wood pole. The true pole type is a steel pole.
7	X11396E	Tier 3	7.3.3.3.1	Adherence to Protocol	Minor	Failure to install vibration dampers on a span
8	4477220E	Tier 3	7.3.3.3.1	Adherence to Protocol	Minor	Failure to install vibration dampers on a span
9	4477213E	Tier 3	7.3.3.3.1	Data Accuracy	Minor	Pole type provided by SCE is incorrect. Reported pole type is a wood pole. The true pole type is a steel pole.
10	4477213E	Tier 3	7.3.3.3.1	Adherence to Protocol	Minor	Failure to install vibration dampers on a span

III. DISCUSSION

In its 2021-Q2 quarterly data report (QDR) submission on August 1, 2021, SCE provided initiative data indicating that a covered conductor installation project (WMP initiative number 7.3.3.3.1) in Simi Valley, California was completed. This QDR submission represented the reporting periods of April through June (i.e., Q2) of 2021. Based on this information received from SCE, Energy Safety planned an inspection of select structures in this area to assess the accuracy of SCE data, the completeness of SCE's work, and whether SCE followed its protocols for covered conductor installation.

Per SCE's Distribution Design Standards (DDS) and Distribution Overhead Construction Standards (DOH), when installing covered conductor, vibration dampers must also be installed.¹ Energy Safety staff found that vibration dampers were not installed at multiple structures where covered conductor was completed. The structures missing vibration dampers where covered conductor was installed are identified in Table 2 above. On November 19, 2021, SCE submitted a memo to Energy Safety titled, "Interim Deviation from Standards on Vibration Damper for Covered Conductor"² (hereafter, "Memo"). This Memo was dated August 18, 2021, and indicates that due to supply chain issues, SCE will suspend the installation of vibration dampers until December 31, 2021. In accordance with SCE's Q2 QDR submission, the covered conductor installations inspected by Energy Safety were completed prior to the issuance of the Memo. Also, SCE informed Energy Safety of this supply chain issue only after inspections commenced. Consequently, Energy Safety finds that SCE is still in violation of its protocols requiring the installation of vibration dampers as part of covered conductor installations.

During inspections, Energy Safety also found three structures where the pole type (e.g., wood, steel, composite, etc.) provided by SCE in its QDR did not match the pole type observed in the field. Structures where Energy Safety observed this data accuracy issue are noted in Table 2 above.

IV. CONCLUSION

Pursuant to its objectives and statutory obligations, Energy Safety has completed the above referenced inspection and discovered violations and/or defects by Southern California Edison. Southern California Edison's required response to these non-compliances and options for hearing are detailed in the associated notice of violation and/or defect, respectively.

¹ DOH CC section 190, DDS section DDS-10, page 10-82

² Interim Deviation from Standards on Vibration Damper for Covered Conductor, See Appendix B

V. APPENDICES

APPENDIX A: Photo Log

Structure ID: 4194272E

General Photo




Item1GImg1: Pole 4194272E



Item1GImg2: Overall view of the pole and covered conductor

Initiative Activity #1 Photo



Item1IA1Img1: No vibration dampers are installed

Structure ID: 4244431E

General Photo



Item2Gimg1: Pole 4244431E



Item2Gimg2: Overall view of the pole and covered conductor


Initiative Activity #1 Photo



Item2IA1Img1: No vibration dampers are installed

Structure ID: 1922868E

General Photo




Item3GImg1: Pole 1922868E

Item3GImg2: Overall view of the pole and covered conductor



Item3GImg3: Vegetation cleared

Initiative Activity #1 Photo




Item3IA1Img1: No vibration dampers are installed

Structure ID: 1922865E

General Photo



Item4GImg1: Pole 1922865E



Item4GImg2: Overall view of the pole and covered conductor

Initiative Activity #1 Photo




Item4IA1img1: Steel pole observed in the field and no vibration dampers installed

Structure ID: X11396E

General Photo




Item5GImg1: Pole X11396E



Item5GImg2: Overall view of the pole and covered conductor

Initiative Activity #1 Photo



Item5IA1img1: Steel pole observed in the field and no vibration dampers are installed

Structure ID: 4477220E

General Photo



Item8GImg1: Pole 4477220E



Item8GImg2: Overall view of the pole and covered conductor

Initiative Activity #1 Photo




Item8IA1Img1: No vibration dampers are installed

Structure ID: 4477213E

General Photo



Item9GImg1: Pole 4477213E



Item9GImg2: Overall view of the pole and covered conductor

Initiative Activity #1 Photo



Item9IA1img1: Steel pole observed in the field and no vibration dampers are installed

Interim Deviation from Standards on Vibration Damper for Covered Conductor



8/18/2021

Ref. No. HL-1921

Interim Deviation from Standards on Vibration Damper for Covered Conductor

*****This Bulletin Supersedes HL-0821*****

Purpose

This Hotline Bulletin provides SCE, Contract Construction, and Quality Control Personnel guidance on the requirement for installation of vibration dampers due to the temporary shortage of vibration dampers. This deviation allows installation of covered conductor without dampers.

This deviation only applies if the work location does not have the required dampers to complete the installation and will be in effect until December 31, 2021; dampers are still required to be installed for the work locations that have inventory on hand.

Background

Installing vibration dampers on the covered conductor mitigates Aeolian vibration by protecting the covered conductor from abrasion and fatigue damage. The vibration damper standard was put into effect in October 2020 and is required for all covered conductors in light loading areas (elevation below 3,000 feet). Recently, SCE has been experiencing an acute shortage of Stockbridge Dampers (refer to Figure 1) for 336 ACSR Covered Conductor due to the high demand and supplier constraints. Additionally, the spiral vibration dampers (refer to Figure 2) for 1/0 ACSR, #2 Copper, and 2/0 Copper may be running low on stock.



Figure 1: Stockbridge Damper



Figure 2: Spiral Damper

Discussion

Apart from supply shortages, a review of the orders placed for vibration dampers indicates inconsistent ordering practices at various store locations. For example, the analysis shows that some locations are ordering up to ten times more vibration dampers than needed based on the circuit miles of covered conductors to be installed. On the other hand, the analysis shows that some locations with high covered conductor orders are not ordering enough dampers. To ensure consistent delivery of vibration dampers, the following guidance is developed by Supply Chain and Asset & Engineering Strategy team, and it will be applied towards the field requests.¹

As more inventories become available, Supply Chain will distribute vibration dampers based on the guidance developed and the covered conductor assigned on-site at the designated location.

- 10214215 Spiral Dampers: 1 damper required per phase per span
 - 30 dampers should be allocated per 5,280 feet of covered conductor²
- 10214216 (Spiral), 10214493, 10214494, 10214495, 10214496, 10214497, 10214498, 10214499 Stockbridge Dampers: 2 dampers required per phase per span
 - 60 dampers allocated per 5,280 feet of covered conductor²

Action

Deviation from Distribution Overhead Construction Standards CC 190 when dampers are not available is acceptable for the duration of the damper shortage³, which is projected to last until December 31, 2021. SCE field crews and contractor personnel shall record any spans/locations on the Job Information Sheet (JIS) and [Damper Shortage Report](#), which can be filled out online or in the form attached at the end of this bulletin (refer to Appendix A). The Damper Shortage Report is intended to capture pertinent information where vibration dampers were not installed due to the shortage. The Shortage Reports shall be sent to Niousha Tavakoli biweekly for damper retrofit determination⁴. Then, they will be compiled and sent to the Quality Organization to ensure that no QC corrective actions are given on these work orders. Once the material shortage has been resolved, another bulletin will be published to revoke the deviation process.

¹ This is distinguished from the standard installation requirement, and it is only for inventory purposes.

² Damper allocation assumptions are based on a system average of 180 feet span and should be utilized as guidance, not a one size fits all.

³ The interim deviation from the standard only applies to construction, and planners need to plan the projects in accordance with the standard as required.

⁴ The go back will only target the high vibration susceptibility areas.

Standards Affected

DOH CC 190

Contact Information

If you have any questions related to this bulletin, please contact:

- Niousha Tavakoli: 949-910-8819
 - Niousha.Tavakoli@sce.com

