



Peter Van Mieghem
Director, Safety & Infrastructure Policy
Peter.VanMieghem@sce.com

Docket# 2025-EC_AIR

April 1, 2026

Tony Marino
Acting Director
Office of Energy Infrastructure Safety
715 P Street 20th Floor
Sacramento, CA 95814

**SUBJECT: Southern California Edison Company's 2025 Wildfire Mitigation Plan Annual Implementation Report (AIR)
Pursuant to California Public Utilities Code Section 8386.3(b)(1)**

Dear Mr. Marino,

Pursuant to California Public Utilities Code (PU Code) § 8386.3(b)(1) and the Office of Energy Infrastructure Safety's Performance Guidelines issued on December 12, 2025, Southern California Edison Company (SCE) submits this annual report addressing its implementation of its Wildfire Mitigation Plan (WMP) during calendar year 2025.

If you have any questions or require additional information, please contact me at Peter.VanMieghem@sce.com.

Sincerely,

//s//

Peter Van Mieghem
Director, Safety and Infrastructure Policy, Regulatory Affairs
Southern California Edison

I. INTRODUCTION

On March 27, 2023, SCE submitted its 2023-2025 WMP.¹ For 2025, SCE tracked 36 specific wildfire-related activities, including activities related to grid hardening, asset inspections and remediations, vegetation management, situational awareness, emergency preparedness, community outreach, and Public Safety Power Shutoffs (PSPS). SCE substantially met its 2025 year-end WMP targets, meeting or exceeding 33 of the 36 targets.

Consistent with Public Utilities Code (PUC) § 8386.3(b)(1), which states that each electrical corporation shall file with the Office of Energy Infrastructure Safety (Energy Safety) a report evaluating the electrical corporation's implementation of its approved plan during the prior calendar year, SCE submits this report addressing its implementation of its WMP for the 2025 calendar year.

The italicized language in this report quotes the language from Energy Safety's Performance Guidelines² for required content for this report.

SCE has organized this report into the following sections, consistent with the Performance Guidelines:

- I. Introduction
- II. SCE Responses to Annual Implementation Report Requirements
 1. Plan Objectives
 2. 3-Year and 10-Year Objectives: In-Flight
 3. 3-Year and 10-Year Objectives: Completed
 4. Targets Assessment
 5. 2025 Petition to Amend
 6. Initiative Expenditures
- III. Attachment A: SCE Q4 2025 WMP Progress Update
- IV. Attachment B: SCE 2025 WMP Cost Variance Explanation

¹ SCE's 2023-2025 WMP is available at: <https://www.sce.com/safety/wild-fire-mitigation>. The current version is dated November 4, 2024, and reflects corrections due to errata and approved target changes from SCE's 2025 WMP Update.

² See "Office of Energy Infrastructure Safety – Performance Guidelines", issued December 12, 2025, available at [Compliance Guidelines](#).

II. SCE RESPONSES TO ANNUAL IMPLEMENTATION REPORT REQUIREMENTS

1. Plan Objectives

(a) A description of the electrical corporation’s progress towards achieving the summarized objectives for the three- and ten-year WMP plan cycles, as identified in its most recently approved WMP for years up to and including 2025. Progress must be discussed individually for each stated objective.

SCE Response: Consistent with Energy Safety’s Performance Guidelines, SCE has provided each Plan Objective from Section 4.2 of its approved 2023-2025 WMP and its 2025 progress update for each in the table below.

#	Plan Objective	2025 Progress Update
1	<p>Reduce the likelihood that objects will contact power lines and lead to an ignition by hardening most of the overhead distribution system in our high fire risk area with either covered conductor or targeted undergrounding, developing an expanded transmission grid hardening strategy, and continuing to maintain vegetation clearance distances for trees and vegetation that could potentially contact power lines.</p>	<p>In 2025, SCE continued hardening the distribution grid in High Fire Risk Areas (HFRAs) through the execution of its Covered Conductor Program (SH-1) and Targeted Undergrounding (SH-2). In 2025, SCE exceeded its WMP targets for both covered conductor installation and targeted undergrounding. As of year-end 2025, approximately 76% of overhead distribution miles in SCE’s HFRA have been hardened. SCE also successfully executed additional hardening programs such as long span remediations and early fault detection devices.</p> <p>SCE continued development of its transmission hardening strategy in 2025. This included advancing transmission assessments and introducing new initiatives such as Transmission Proactive Splice Shunting (SH-20) to mitigate transmission-specific risks.</p> <p>SCE also met its 2025 vegetation management targets, maintaining required clearance distances to reduce the likelihood of vegetation related ignitions and supporting the overall effectiveness of grid hardening investments.</p>
2	<p>Reduce the likelihood that equipment will fail and lead to an ignition, by continuing to perform asset inspection initiatives that inspect over 99% of wildfire risk in our HFRA each year and by deploying new technologies that can detect when issues on the system may arise.</p>	<p>In 2025, SCE completed risk-informed inspections across distribution, transmission, and generation assets in HFRA using the Integrated Wildfire Mitigation Strategy (IWMS) framework. Compared to 2024, SCE expanded the use of consolidated inspection workflows through InspectForce, an application SCE inspectors use to log inspections in the field, supporting combined ground and aerial inspections. In 2025, SCE also continued to deploy artificial intelligence and machine learning models for asset recognition and identification of equipment conditions requiring remediation. These technology deployments enhance asset management and support wildfire risk reduction.</p>

#	Plan Objective	2025 Progress Update
3	<p>Prioritize the deployment of our mitigation initiatives to the areas that have the greatest potential to lead to the most consequential wildfire and PSPS impacts.</p>	<p>In 2025, SCE continued to apply the IWMS and used risk analysis to prioritize deployment of mitigations in areas with the greatest potential for wildfire and PSPS impacts. This includes PSPS-specific work where, for example, SCE met its target to install 5 RAR/RCS sectionalizing devices, which are prescriptively deployed with the aim of reducing the scope of future de-energizations.</p> <p>Relative to prior years, SCE expanded the use of risk analytics to inform both the type and sequencing of mitigations, improving alignment between mitigation scope and wildfire drivers.</p>
4	<p>Improve the efficiency and effectiveness of our vegetation management activities to reduce the risk of vegetation-caused ignitions.</p>	<p>In 2025, SCE continued implementation of vegetation management activities focused on reducing vegetation-caused ignition risk while improving operational efficiency.</p> <p>SCE also expanded the use of remote sensing technologies in 2025 to supplement ground-based inspections, improving situational awareness of vegetation conditions. SCE continued developing the Arbora work management platform, which enhanced visibility into inspection results and work execution across vegetation programs.</p>
5	<p>Improve the operational efficiency and effectiveness of our wildfire mitigation initiatives by enhancing program deployment strategies, leveraging information technology solutions, and incorporating new technologies where possible.</p>	<p>In 2025, SCE continued to enhance the efficiency and effectiveness of its wildfire mitigation programs by advancing integrated inspection workflows, situational awareness tools, and emerging technologies. Compared to prior years, SCE expanded the use of consolidated inspection platforms and data integration tools, such as InspectForce, and Palantir Foundry-WiSDM for inspections and monthly wildfire reporting to improve data consistency across programs.</p> <p>During 2025, SCE also continued piloting artificial intelligence and machine-learning applications for asset defect detection using inspection imagery, informing future scalability decisions. In addition, SCE advanced deployment and evaluation of emerging technologies—including Early Fault Detection (EFD), and Transmission Open Phase Detection (TOPD)—to further transmission hardening solutions.</p>

#	Plan Objective	2025 Progress Update
6	Continue to improve our situational awareness capabilities by enhancing weather and fire potential modeling and forecasting, which will aid PSPS decisions and wildfire mitigation deployment.	<p>In 2025, SCE built on prior investments to further enhance situational awareness capabilities supporting wildfire mitigation and PSPS decision-making. SCE added or updated machine-learning functionality at 202 additional weather station locations in HFRA, increasing the volume and quality of localized weather data available for operational use.</p> <p>SCE also continued development and refinement of Fire Potential Index (FPI) 2.0 in 2025 with the goal of incorporating additional fuel and weather inputs to better reflect regional variability across SCE's service territory. These enhancements will improve SCE's ability to assess evolving wildfire risk conditions and inform mitigation deployment and PSPS planning. While FPI 2.0 was not fully implemented in 2025, key components were operationalized as part of FPI 1.5.</p>
7	Reduce the impacts of PSPS to customers, particularly those with Access and Functional Needs, through expanded customer offerings, communications, and circuit-specific strategies to minimize the need for PSPS altogether.	<p>In 2025, SCE continued efforts to reduce PSPS on customers, particularly those with Access and Functional Needs (AFN), through expanded customer support offerings, enhancing communications, and improved coordination with community partners. In 2025, SCE enhanced communications for AFN self-identification, strengthened event specific support mechanisms, including continued backup power options such as the Critical Care Battery Backup program, the generator and battery rebate programs and the in-event battery loan pilot; and increased emergency preparedness support through partnerships with community-based organizations (CBOs) such as 211. Additionally, SCE provided coordinated, real-time support during PSPS through daily briefings with CBOs and government partners; targeted customer referrals for lodging, food, transportation, and in-event battery support; and the operation of accessible Community Resource Centers (CRCs). Additional details on these programs and resources for customers with AFN are provided in Section 2.4 of the 2025 AFN Plan.</p> <p>In addition, SCE strengthened its support offerings by developing resiliency programs for schools frequently impacted by PSPS events. SCE also continued to refine circuit-specific strategies and customer communications in 2025, incorporating lessons learned from prior PSPS events to improve notification accuracy, timing, and clarity. SCE conducted after action reviews with AFN partners, collected customer feedback through surveys and complaint tracking, and incorporated lessons learned into the Annual AFN Plan. These actions supported both near-term customer impact reduction and longer-term efforts to minimize the need for PSPS where feasible.</p>

#	Plan Objective	2025 Progress Update
8	<p>Maintain a comprehensive, all-hazards planning and preparedness program to: provide effective emergency response; safely and expeditiously restore service during and after a major event; and communicate effectively with customers, stakeholders, and agency partners.</p>	<p>In 2025, SCE continued to implement a range of emergency preparedness activities to support effective response and service restoration during emergency events. SCE's All-Hazards Plan was crucial in coordinating responses to various hazards, ensuring continuity of critical operations during emergencies. Building on prior years, SCE conducted targeted annual training for field personnel and Incident Management Team (IMT) members to reinforce readiness and operational coordination.</p> <p>During the 2025 implementation period, SCE used its IMT structure in response to 18 emergency events over 172 days, including the January 2025 Fires, which required sustained multi-day coordination across operations, logistics, and planning functions. The IMT supported field crews with resource deployment, and restoration prioritization, ensuring that response activities aligned with established safety and operational protocols. These activities reinforced established emergency response protocols and informed continuous improvement through post-event reviews.</p> <p>2025 was eventful for SCE and as a result of multiple activations, after-action assessments resulted in process improvements (completed and in-progress) in areas such as coordinated customer communications and improved engagement with government stakeholders, as well as some scalable operational tools to increase response and recovery capabilities.</p>

#	Plan Objective	2025 Progress Update
9	<p>Deploy new technologies and updated protection device settings to improve wildfire mitigation effectiveness while balancing reliability impacts to customers.</p>	<p>In 2025, SCE continued deployment and refinement of protection devices and settings designed to reduce wildfire ignition risk, while managing reliability impacts. SCE met or exceeded its goals for protection devices and strategies, including enhancements to Fast Curve settings, installation of thirteen remote automatic reclosers, and deployment of Transmission Open Phase Detection (TOPD) logic in seven locations. 2025 activities focused on expanding and optimizing existing protection strategies, including Fast Curve relay settings, remote automatic reclosers, and open phase detection technologies.</p> <p>SCE also advanced REFCL implementation in 2025, completing ground fault neutralizer installations at 4 substations and grounding conversions on 3 circuits. See response above on plan objective #5 for information technology implementation. These efforts supported improved system protection performance while informing future deployment decisions based on</p>

2. Three- and Ten-Year Objectives: In-Flight

(b) A description of the electrical corporation's progress towards achieving the three- and ten-year detailed objectives listed in the tables in Section 8 of its WMP, including all subsections, with completion dates within the recently completed implementation period, as identified in its most recently approved WMP for years up to and including 2025. Each objective must be discussed individually and, at a minimum, include the following:

- i. A listing of the initiative(s) and associated tracking identification numbers the electrical corporation is implementing to achieve the objective.*
- ii. Reference(s) to the WMP section(s) or appendix, including page numbers, where the details of the objective are documented and substantiated.*
- iii. The completion date listed in the approved WMP.*
- iv. A summary of the electrical corporation's progress made during the most recently completed implementation period.*

SCE Response: Although the 2026-2028 WMP guidelines discontinued formal tracking of three- and ten-year objectives after the conclusion of the 2023-2025 WMP cycle, SCE continued to make progress toward these objectives in 2025. Accordingly, this section describes implementation progress achieved in 2025 for objectives that remained active during that year, while formal completion and closure of those objectives is addressed in the subsequent section.

Objective Type	WMP Table	Objective	Applicable Initiative(s), Tracking ID(s)	Method of Verification (i.e., program)	Completion Date	Reference (section & page #)	2025 Progress Update
10-year plan	Table 8-2 - Grid Design, Operations, and Maintenance	Complete all proactive wildfire mitigation grid hardening.	<ul style="list-style-type: none"> • WCCP (SH-1) • TUG (SH-2) 	All IWMS areas identified have been hardened with the appropriate mitigation based on all factors considered (e.g., feasibility)	2032	Section 8.1.3.1, pp. 282-289 (IN-1.1) Section 8.1.3.2, pp. 289-293 (IN-1.2)	SCE continues to work towards the completion of proactive hardening. To date, SCE has hardened approximately 76% of overhead distribution miles in SCE's HFRA.
10-year plan	Table 8-2 - Grid Design, Operations, and Maintenance	Obtain and implement more programmatic permitting that allows more streamlined execution of grid hardening work	<ul style="list-style-type: none"> • WCCP (SH-1) • TUG (SH-2) • Inspections and Remediations <ul style="list-style-type: none"> - Distribution HFRI Inspections and Remediations (IN-1.1) - Transmission HFRI Inspections and Remediations (IN-1.2) 	Programmatic permit documents that were executed	2026-2028	Section 5.4.5 - Environmental Compliance and Permitting, pp. 83-88	SCE continues to pursue streamlined permitting agreements. Benefits of permit streamlining have been highlighted by the suspension of lengthy permitting processes brought about through executive order. This has substantially decreased project cycle times for certain undergrounding work.
10-year plan	Table 8-2 - Grid Design, Operations, and Maintenance	Scale any new successful emergent technologies to supplement existing foundational grid hardening mitigations	<ul style="list-style-type: none"> • Hi-impedance relays (Hi-Z) (8.1.8.1.3.1) • Distribution Open Phase Detection (DOPD) (8.1.8.1.3.3) • Remote grid (8.1.2.9.1) • Transmission Open Phase Detection (TOPD) (SH-8) 	Alignment between work being performed and output/ recommendations from technologies and pilots	2032	Section 8.1.8.1.3, p. 334, p. 335, p. 337 Section 8.1.2.9.1, pp. 274-275	SCE installed TOPD logic at seven locations in 2025. SCE continues to review grid monitoring outputs to determine future use cases and needs for sensor programs. SCE also completed remote grid feasibility assessments for certain remote grid sites.
10-year plan	Table 8-2 - Grid Design, Operations, and Maintenance	If feasible and applicable, implement programs/pilots resulting from integrated transmission hardening strategy development and analysis	<ul style="list-style-type: none"> • Transmission IWMS (8.1.2.12.1) • High-risk transition spans 	Alignment between work being performed and output/recommendations from transmission IWMS assessment	2032	Section 8.1.3.2, pp. 289-293 (IN-1.2), Section 8.1.2.12, p. 278	SCE's mitigation portfolio continues to expand with emergent technologies and programs. For example, in 2025, previous learnings and pilots led to a formalized program for Transmission Proactive Splice Shunting and pilots for Transmission High Risk Transmission Spans, Transmission IWMS, and Transmission Enhanced System Design. These programs are discussed in SCE's 2026-2028 WMP.
10-year plan	Table 8-2 - Grid Design, Operations, and Maintenance	Integrate artificial intelligence AI/ ML analytical tools into inspection image data analysis to identify assets and defects	<ul style="list-style-type: none"> • Inspections and Remediations <ul style="list-style-type: none"> - Distribution HFRI Inspections and Remediations (IN-1.1) - Transmission HFRI Inspections and Remediations (IN-1.2) • High Risk Transition Spans • Inspection Work Management Tools <ul style="list-style-type: none"> - Inspection and Maintenance Tools (IN-8) - Asset Defect Detection using AI/ML (IN- 8) 	Number of AI/ML image models deployed	2032	Section 8.1.3.1, pp. 282-289 (IN-1.1) Section 8.1.3.2, pp. 289-293 (IN-1.2) Section 8.1.3.5, pp. 297-299 (IN-3)	<p>In 2025, SCE advanced pilot deployments of artificial intelligence and machine-learning models to support asset inspection activities and improve the quality and consistency of inspection results. During the compliance period, SCE evaluated AI/ML models for object detection to identify equipment attributes directly from inspection imagery and for condition detection to supplement the identification of potential asset issues.</p> <p>These pilots focused on validating model performance, assessing alignment with existing inspection survey workflows, and supporting quality review of inspection findings. In 2025, SCE deployed 11 AI/ML models to detect electric assets and defect conditions. SCE began work on eight additional AI/ML models in Q4 2025, with deployment planned for 2026. Since 2023, SCE has developed and deployed AI/ML models that are collectively capable of detecting 90+ object classes and 30+ defect conditions.</p>

Objective Type	WMP Table	Objective	Applicable Initiative(s), Tracking ID(s)	Method of Verification (i.e., program)	Completion Date	Reference (section & page #)	2025 Progress Update
10-year plan	Table 8-2 - Grid Design, Operations, and Maintenance	Integrate new technological tools into data collection for asset inspections (e.g., LiDAR) to identify defects (e.g., clearance issues) that need remediation	<ul style="list-style-type: none"> • Inspections and Remediations <ul style="list-style-type: none"> - Distribution HFRI Inspections and Remediations (IN-1.1) - Transmission HFRI Inspections and Remediations (IN-1.2) - High Risk Transition Spans • Inspection Work Management Tools <ul style="list-style-type: none"> - Inspection and Maintenance Tools (IN-8) - Asset Defect Detection using AI/ML (IN-8) 	Number of assets inspected using new technological tools	2032	Section 8.1.3.1, pp. 282-289 (IN-1.1) Section 8.1.3.2, pp. 289-293 (IN-1.2) Section 8.1.5, pp. 319-325 (IN-8)	<p>In 2025, SCE expanded the operational use of remote sensing outputs to supplement traditional ground and aerial inspections and evaluated LiDAR-based datasets to assess their applicability for identifying clearance and condition-related issues.</p> <p>These efforts focused on validating data accuracy, refining processing methodologies, and determining how remote sensing outputs could be reliably incorporated into existing inspection workflows. SCE inspected and processed LiDAR data for approximately 4,000 distribution circuit miles and identified approximately 400 potential clearance issues involving primary conductors. SCE began field validating these findings in Q4 2025.</p>
10-year plan	Table 8-2 - Grid Design, Operations, and Maintenance	Maintain backlog at minimum levels and with as little fire risk as possible	<ul style="list-style-type: none"> • Inspections and Remediations <ul style="list-style-type: none"> - Distribution HFRI Inspections and Remediations (IN-1.1) - Transmission HFRI Inspections and Remediations (IN-1.2) 	Number of past due notifications and associated risk of those notifications	2032	Section 8.1.3.1, pp. 282-289 (IN-1.1) Section 8.1.3.2, pp. 289-293 (IN-1.2)	SCE uses a risk prioritization approach (which includes factors such as wildfire consequence, probability of ignition (POI), areas of concern (AOC), PSPS risk, and problem statement ranking) to further prioritize open and backlogged work orders. In 2025, SCE established commitments (IN-11) in its 2026-2028 WMP for asset work order reduction.
10-year plan	Table 8-13 - Vegetation Management Implementation Objectives	Replace a majority of ground inspection for vegetation line clearing in HFRA with remote sensing technology (e.g., LiDAR, satellite), subject to the evolution and effectiveness of the technology	LiDAR (VM-9, VM-10), Satellite Technology	Total Number of HFRA miles of vegetation inspections performed with remote sensing and total reduction in ground inspections.	2033	Section 8.2.2.4 Remote Sensing Inspections, pp. 398-408	In 2025, SCE inspected approximately 6,200 distribution and transmission circuit miles in HFRA using remote sensing technology. SCE decided not to pursue satellite imagery in 2025 based on issues with quality and accuracy. However, SCE continues to explore high resolution ortho-imagery as an alternative to support 2026 VM efforts. Ortho-imagery is aerial or satellite imagery that has been orthorectified to remove terrain and sensor distortions, producing a map-accurate image that can be used to reliably identify and assess vegetation proximity to electric distribution and transmission assets.
10-year plan	Table 8-13 - Vegetation Management Implementation Objectives	Create and implement predictive growth model to facilitate "auto prescription" to reduce the frequency of manual or remote inspection in HFRA.	LiDAR (VM-9, VM-10), Satellite Technology	Total Number of HFRA miles auto-prescribed trims, reduction in ground inspections.	2033	Section 8.2.2.4 Remote Sensing Inspections, pp. 398-408	In 2025, SCE made progress with testing remote sensing capabilities that could be used to support predictive growth models and future "auto-prescriptions." This work included Crown Segmentation, which analyzes remote sensing data to generate a 2D identifier for individual tree canopies, and TrimRx, a technology solution that leverages SCE's tree inventory and remote sensing data to produce 3D clearance measurements for both grow-in and fall-in scenarios. These two solutions use remote sensing data (currently LiDAR) to determine vegetation location and clearance.

Objective Type	WMP Table	Objective	Applicable Initiative(s), Tracking ID(s)	Method of Verification (i.e., program)	Completion Date	Reference (section & page #)	2025 Progress Update
10-year plan	Table 8-13 - Vegetation Management Implementation Objectives	Optimize vegetation inspection cycles/prescriptions based on risk factors (e.g., species, wind) for more granular locations	Routine Line Clearing (VM-7, VM-8), HTMP (VM-1), Dead & Dying Tree Removal (VM-4)	Updated vegetation protocols with revised inspection schedule and/or trim instructions to account for risk analysis	2028	Section 8.2.3.3.1 Expanded Clearing, pp. 412-418 Section 8.2.3.4 Fall-In Mitigation, pp. 418-422	SCE continues to evolve its vegetation management programs to align with current risk methodologies, including based on species and local conditions such as wind. For example, each year SCE assesses Areas of Concern (AOC) for both summer and fall, which is used to inform the vegetation inspection schedule.
10-year plan	Table 8-13 - Vegetation Management Implementation Objectives	Obtain and implement programmatic permits to facilitate timely vegetation management work execution	Routine Line Clearing (VM-7, VM-8), HTMP (VM-1), Dead & Dying Tree Removal (VM-4)	Programmatic permit documents that were executed	2026-2028	Section 5.4.5 - Environmental Compliance and Permitting, pp. 83-88	SCE continues to advance this 10-year objective. Governor Newsom's March 1, 2025, State of Emergency enables temporary suspension of specified state permitting requirements (CalEPA/CNRA) to accelerate wildfire mitigation and forest management activities, with projects to be initiated by October 2026. In 2025, SCE received approval under the Proclamation to apply these provisions to portions of its vegetation management program, enabling more timely routine line clearing, dead and dying tree removals, and structure brushing that had previously faced extended state permitting timelines. Additional approvals are anticipated in 2026 to further streamline this work, while federal permitting and environmental compliance obligations remain unchanged.
10-year plan	Table 8-22 - Situational Awareness Initiative Objectives	Incorporate climate modeling (e.g., impacts of climate change) into medium- and long-term weather and fire potential forecasts	SA-3 SA-8	Provide commentary on trends in weather, fuels, and fire potential. Develop new products.	2028	Section 8.3.5, Weather Forecasting, pp. 499-514 Section 8.3.2.1.2 Existing Systems, Technologies and Procedures, pp. 457-462; Section 8.3.4 Ignition Det. Sys., pp. 490-501	SCE's climate change modeling advanced in 2025, as SCE tested the integration of climate data, models, and projections into the Commission's Risk-Based Decision-Making Framework (RDF). This work informed SCE's development of its next wildfire risk model (Wildfire Integrated Model (WIM)) and culminated in the 2026 RAMP Climate Pilot White Paper that will be published with SCE's RAMP filing in May 2026.
10-year plan	Table 8-22 - Situational Awareness Initiative Objectives	Continue to incorporate technologies and pilots into grid monitoring	Early Fault Detection (D&T), SA-11	Grid monitoring procedure updates.	2032	Section 8.3.3.1.1, Radio Frequency Monitors: Early Fault Detection (EFD) (SA-11), p. 469	SCE increased the pace of EFD technology on the grid over the 2023-2025 WMP cycle. In 2025, SCE installed 200 EFD units. SCE anticipates maintaining the installation of these devices at 200 units per year in the 2026-2028 WMP.

Objective Type	WMP Table	Objective	Applicable Initiative(s), Tracking ID(s)	Method of Verification (i.e., program)	Completion Date	Reference (section & page #)	2025 Progress Update
10-year plan	Table 8-34 - Emergency Preparedness Initiative Objectives	Refined emergency planning and preparedness practices and programs to support customers before, during, and following emergency events.	Customer Support in Wildfire and PSPS Emergencies (8.4.6)	Activity Reporting	Ongoing	Section 8.4.6 Customer Support in Wildfire and PSPS Emergencies, pp. 570-576	<p>In 2025, SCE continued to provide support and resources to customers and communities impacted by Public Safety Power Shutoffs (PSPS). Following the wildfire and windstorm events in January, SCE expanded support to ensure eligible customers could access no- and low-cost portable backup battery solutions or receive rebates for portable generators.</p> <p>Throughout PSPS events, SCE also provided assistance through free and discounted hotel accommodations, transportation services, and food support offered via vouchers or partnerships with food banks. To further enhance community support in PSPS-impacted areas, SCE increased the number of contracted Community Resource Centers by 30%.</p> <p>In addition, SCE strengthened its support offerings by developing resiliency programs for schools frequently impacted by PSPS events. SCE continues to explore opportunities to enhance emergency preparedness by providing targeted offerings for frequently impacted customers and community partners. These efforts further enhance resiliency and deliver sustained support during longer-duration and more frequent PSPS events, including the installation of backup power solutions for designated public spaces during major disasters and residential battery storage solutions for customers with Access and Functional Needs who require continuous electric service.</p>
10-year plan	Table 8-34 - Emergency Preparedness Initiative Objectives	Ongoing implementation of lessons learned and findings from After Action Reports (AARs) and other external sources to continuously improve emergency response capabilities.	Emergency Preparedness Plan (8.4.2) External Collaboration and Coordination (8.4.3) Public Emergency Communication Strategy (8.4.4)	Activity Reporting AARs – completed after Seach exercise and real- world event. AARs include corrective action items for resolution that are managed to completion.	Ongoing	Section 8.4.2 Emergency Preparedness Plan, pp. 529-551; Section 8.4.3 External Collaboration and Coordination pp. 550-560; Section 8.4.4 Public Emergency Communication Strategy, pp. 558-566	SCE conducts post-incident debriefs/hot washes and structured surveys to formally evaluate the incident's performance and to identify and document lessons learned. The results of these reviews are incorporated into After-Action Reports, which serve as the official record of performance by capturing validated best practices, noting areas of effective execution, and identifying opportunities for continuous improvement.
10-year plan	Table 8-54 – Wildfire Safety Community Meetings and Community Outreach and Engagement Initiative Objectives	Refine stakeholder engagement capabilities through tailored approaches for outreach, engagement and information exchange with customers, communities, and stakeholders	DEP-1 and DEP-4	Activity Reporting	Ongoing	Section 8.5.2 Public Outreach and Education Awareness Program, pp. 583-602	SCE's outreach and engagement strategies are informed through ongoing customer surveys and feedback from key stakeholders. Three customer surveys are conducted annually: 1) In-Language Pre/Post survey 2) PSPS Tracker, and 3) PSPS Voice of the Customer (VOC).

Objective Type	WMP Table	Objective	Applicable Initiative(s), Tracking ID(s)	Method of Verification (i.e., program)	Completion Date	Reference (section & page #)	2025 Progress Update
10-year plan	Table 8-54 - Community Outreach and Engagement Initiative Objectives	Continue to look for ways to expand engagement with agencies outside of CA, including supporting IWRMC's efforts to expand utility membership base and appoint leaders to its Executive Steering Group	Best Practice Sharing with Other Electrical Corporations (8.5.5)	Engagements with outside agencies	Ongoing	Section 8.5.5 Best Practice Sharing with Other Electrical Corporations, pp. 606-610	SCE maintains membership in national industry groups such as Edison Electric Institute, Electric Power Research Institute, Institute of Electrical and Electronic Engineers, National American Transmission Forum, and Western Electric Institute. SCE also participates in joint utility benchmarking, including meeting with Western Electricity Coordinating Council regularly, which oversees parts of Canada, Baja California and 14 western states including Arizona, California, Colorado, Idaho, Montana, Nevada, New Mexico, Oregon, Utah, Washington, Wyoming, Texas (small portion), South Dakota (small portion), and Nebraska (small portion).

3. Three- and Ten-Year Objectives: Completed

(c) An assessment of the electrical corporation's completion of the three- and ten-year objectives listed in the tables in Section 8 of its WMP, including all subsections, with completion dates within the most recently completed implementation period, as identified in its most recently approved WMP for implementation years up to and including 2025. Each stated objective must be discussed individually and, at a minimum, include the following information:

- i. A listing of the initiatives and associated tracking identification numbers the electrical corporation is implementing to achieve the objective.*
- ii. Reference(s) to the WMP section(s) or appendix, including page numbers, where the details of the objective are documented and substantiated.*
- iii. The completion date listed in the approved WMP.*
- iv. The date the electrical corporation actually completed the objective.*
- v. An explanation of how the electrical corporation utilized the identified "Method of Verification" to assess the completion of the objective.*
- vi. A summary of the electrical corporation's assessment of completing the objective following use of the verification method described above, including a listing of all evidence relied upon in the electrical corporation's assessment.*
- vii. For each objective that the electrical corporation failed to complete, a detailed explanation of what was incomplete, the reason the initiative was not completed, and associated corrective actions the electrical corporation has taken to prevent recurrence of such failures.*
- viii. If the electrical corporation did not take corrective action to prevent recurrence of such failures, it must provide justification for such inaction.*

SCE Response: Please see the table below, which is consistent with the format and numbering of the WMP tables, with columns added to provide the information listed above.

Objective Type	WMP Table	Objective	Applicable Initiative(s), Tracking ID(s)	Method of Verification (i.e., program)	Completion Date	Reference (section & page #)	2025 Progress Update
3-year plan	Table 8-1 - Grid Design, Operations, and Maintenance	Continue to perform targeted grid hardening to minimize impact on customers by reducing the scope and frequency of PSPS.	<ul style="list-style-type: none"> • WCCP (SH-1) • TUG (SH-2) 	Completion of planned targeted covered conductor and/or sectionalization devices each year (which can be through work orders, GIS maps, etc.)	2025	Section 8.1.2, pp. 250-257	SCE continued to make progress on grid hardening activities. In 2025, SCE completed 706 circuit miles of covered conductor for SH-1 ³ and converted 45 overhead circuit miles into 57 underground miles for SH-2.
3-year plan	Table 8-1 – Grid Design, Operations, and Maintenance	Continue to prioritize grid hardening deployment based on the IWMS Risk Framework	<ul style="list-style-type: none"> • WCCP (SH-1) • TUG (SH-2) • REFCL (SH-17, SH-18) • Long Span Initiative (SH-14) • Tree Attachment Remediation (SH-10) • Remote Controlled Automatic Reclosers (SH-5) • CB Relays & Fast Curve (SH-6) • Vibration Dampers (SH-16) • Fire Resistant Wrap Retrofit (8.1.2.3.2) • Vertical Switches (SH-15) • Transmission IWMS (8.1.2.12.1) 	Measuring how much of grid hardening mitigation deployed (e.g., number of circuit miles, number of units, number of structures, etc.) is aligned with IWMS	2025	Sections 8.1.2, pp. 250-277, 8.1.8, pp. 331-342, and 8.3.3, pp. 467-492	SCE continued to use IWMS to scope grid hardening work, as described in the WMP. For example, Severe Risk Areas were primarily mitigated with Targeted Undergrounding or a combination of covered conductor and REFCL. Areas deemed as High Consequence are targeted for risk-prioritized, proactive covered conductor replacement, while Other HFRA miles typically receive covered conductor deployment as bare wire needs reactive replacement. 74% of the completed covered conductor and Targeted Undergrounding were done in Severe Risk or High Consequence areas.
3-year plan	Table 8-1 - Grid Design, Operations, and Maintenance	Continue to deploy protection system mitigations and also refine circuit protection strategies to further reduce wildfire risk while balancing system reliability	<ul style="list-style-type: none"> • Distribution Open Phase Detection (8.1.8.1.3.3) • Transmission Open Phase Detection (SH-8) • CB Relays & Fast Curve (SH-6) • High Impedance Relay (8.1.8.1.3.1) 	Validation of system updates or installations or review of pertinent outage, event, ignition, risk and/or reliability data to evaluate effectiveness	2025	Sections 8.1.2, pp. 250-277, 8.1.8, pp. 331-342, and 8.3.3, pp. 467-492	SCE continued implementation of protection devices and settings, consistent with its plans as described in the WMP. As of year-end 2025, SCE implemented a second level of Fast Curve relay protection on 600 of the 1,100 circuits with existing settings. This provides more sensitive pickup values and faster operation during elevated wildfire risk conditions. SCE's experience with broad deployment of these settings means that SCE is able to identify areas where more reactive settings will not unduly increase outages, allowing appropriate balance between reliability and wildfire mitigation to reduce ignition risk.
3-year plan	Table 8-1 - Grid Design, Operations, and Maintenance	Continue evaluation of emerging technologies to determine if any should be added to the grid hardening wildfire mitigation portfolio	<ul style="list-style-type: none"> • Remote Grid (8.1.2.9.1) 	Provide report of remote grid and spacer cable that includes recommendations for plan and strategy going forward	2025	Section 8.1.2, pp. 274-275, 251-253	SCE has completed feasibility studies for all potential remote grid sites, and two remote grid sites have been deemed feasible. Those sites are under review for permitting.
3-year plan	Table 8-1 - Grid Design, Operations, and Maintenance	Perform assessments of transmission hardening options and develop potential pilots/programs (contingent upon results of assessments)	<ul style="list-style-type: none"> • Transmission IWMS (8.1.2.12.1) • High-risk transition spans 	Provide report of transmission grid hardening assessment that includes recommendations for plan and strategy going forward	2025	Sections 8.1.2, p. 278, 8.1.3.2, pp. 289-293	SCE continued its efforts to analyze transmission hardening options in 2025, resulting in several new Transmission activities in the 2026-2028 WMP. Transmission Proactive Splice Shunting (SH-20) was implemented, as were Transmission High Risk Transition Spans (8.2.6.3) and Transmission Enhanced System Design (8.2.13.1).

³ Please note that SCE is updating its mileage tracking and QC processes for SH-1, which could result in a minor adjustment to the completed mileage reported here.

Objective Type	WMP Table	Objective	Applicable Initiative(s), Tracking ID(s)	Method of Verification (i.e., program)	Completion Date	Reference (section & page #)	2025 Progress Update
3-year plan	Table 8-1 - Grid Design, Operations, and Maintenance	Evaluate and update the inspection form regarding distribution and transmission High Fire Risk-Informed (HFRI) inspections to reduce time required for data capture while still capturing critical information and incorporating lessons learned of potential failure modes.	<ul style="list-style-type: none"> • Inspections and Remediations <ul style="list-style-type: none"> - Distribution High Fire Risk-Informed (HFRI) Inspections and Remediations (IN-1.1) - Transmission FRI Inspections and Remediations (IN-1.2) • Inspection Work Management Tools <ul style="list-style-type: none"> - Inspection and Maintenance Tools (IN-8) • Asset Defect Detection using AI/ML (IN-8) 	Revised/new version of inspection form	2025	Section 8.1.3.1, pp. 282-289 (IN-1.1) Section 8.1.3.2, pp. 289-293 (IN-1.2) Section 8.1.3.5, pp. 319-325 (IN-8)	In 2025, SCE continued its practice of regular evaluations of its HFRI inspection forms and processes to determine periodic changes based on field and operational feedback.
3-year plan	Table 8-1 - Grid Design, Operations, and Maintenance	Continue to align scope selection of inspection programs with the IWMS Risk Framework	<ul style="list-style-type: none"> • Inspections and Remediations <ul style="list-style-type: none"> - Distribution HFRI Inspections and Remediations (IN-1.1) - Transmission HFRI Inspections and Remediations (IN-1.2) - Infrared Inspection of Energized Overhead Distribution Facilities and Equipment (IN-3) - Infrared Inspection, Corona Scanning, and High-Definition Imagery of Energized Overhead Transmission Facilities and Equipment (IN-4) - Generation High Fire Risk-Informed Inspections and Remediations in HFRA (IN-5) 	Percent of overall risk inspected annually for each program	2025	Section 8.1.3.1, pp. 282-289 (IN-1.1) Section 8.1.3.2, pp. 289-293 (IN-1.2) Section 8.1.3.5, pp. 297-299 (IN-3) Section 8.1.3.6, pp. 300-302 (IN-4) Section 8.1.3.7, pp. 303-304 (IN-5)	SCE continued to use IWMS for a risk-informed inspection program scope and frequency, consistent with how it described its plans in the WMP. In 2025, SCE completed the inspection activities for the following programs that represent the respective portion of overall risk associated with those programs 98% for IN-1.1, 99% for IN-1.2, 65% for IN-3, 55% for IN-4 and 91%for IN-5.
3-year plan	Table 8-1 - Grid Design, Operations, and Maintenance	Develop and implement risk-prioritized remediations to reduce backlog of asset notifications	<ul style="list-style-type: none"> • Inspections and Remediations <ul style="list-style-type: none"> - Distribution HFRI Inspections and Remediations (IN-1.1) - Transmission HFRI Inspections and Remediations (IN-1.2) 	Number of past due notifications and associated risk of those notifications	2025	Section 8.1.3.1, pp. 282-289 (IN-1.1) Section 8.1.3.2, pp. 289-293 (IN-1.2)	SCE prioritizes its notifications, including backlogged notifications, by incorporating a risk- based notification prioritization approach to inform remediation of asset notifications. In 2025, SCE reduced the asset notification backlog by closing over 15,600 past due P2 notifications.
3-year plan	Table 8-12 - Vegetation Management and Inspections Implementation Objectives	Complete Joint-IOU Effectiveness of Expanded Clearances Study	Routine Line Clearing (VM-7, VM-8), Expanded Clearances (VM-7, VM-8)	Report from third party project manager	2025	Section 8.2.3.3.1 Expanded Clearing, pp. 412-418	SCE contributed to the Joint IOU Effectiveness of Expanded Clearances Study produced by EPRI (third party consultant), which was completed in March 2025. SCE reported on this study in the 2026-2028 WMP, filed in 2025.

Objective Type	WMP Table	Objective	Applicable Initiative(s), Tracking ID(s)	Method of Verification (i.e., program)	Completion Date	Reference (section & page #)	2025 Progress Update
3-year plan	Table 8-12 - Vegetation Management and Inspections Implementation Objectives	Deploy consolidated inspection strategy and transition to circuits from grids	Distribution and Transmission inspections (VM-7, VM-8); Hazard Tree Management Program (HTMP) (VM-1); Dead & Dying Tree Removal (VM-4)	Documentation of percentage completion as compared to the master schedule.	2025	Section 8.2.2 Vegetation Management Inspections, pp. 384-408 Section 8.2.3.3.1 Expanded Clearing, pp. 412-418 Section 8.2.3.4 Fall-In Mitigation, pp. 418-422	SCE implemented its consolidated inspection strategy in 2023. Beginning in Q1 2025, SCE started transitioning from grid based to circuit based inspections using a hybrid schedule, with approximately 49% of inspections conducted under the new circuit approach. Full transition from grids to circuits is currently estimated to be completed in Q2 2026.
3-year plan	Table 8-12 - Vegetation Management and Inspections Implementation Objectives	Develop and implement a risk-informed process to minimize backlog	Distribution and Transmission inspections (VM-7, VM-8); HTMP (VM-1); Dead & Dying Tree Removal (VM-4)	For Routine Line Clearing, target the completion of prescribed mitigation work within 60 days from planned month, subject to constraints. For HTMP and Dead and Dying Tree Removal, target the completion of prescribed work within 180 days of assignment.	2025	Section 8.2.6 Open Work Orders, pp. 432-438	SCE continued its progress developing and implementing a risk-informed process to refine prioritization of work for routine line clearing (i.e., VM-7 and VM- 8) using variables including aging, tree growth rate, clearance distance, and others.
3-year plan	Table 8-12 - Vegetation Management and Inspections Implementation Objectives	Make substantial progress on evaluating remote sensing technology for vegetation inspections	LiDAR (VM-9, VM-10), Satellite Technology	Develop report on progress	2025	Section 8.2.2.4 Remote Sensing Inspections, pp. 398-408	In 2025, SCE expanded the use of remote sensing to aid ground inspections on both transmission and distribution. Approximately 6,200 circuit miles in HFRA (4,000 distribution circuit miles and 2,200 transmission circuit miles) were captured via LiDAR and produced encroachment reports. SCE decided not to pursue satellite imagery in 2025 based on issues with quality and accuracy. However, SCE continues to explore high resolution ortho-imagery as an alternative to support 2026 VM efforts.
3-year plan	Table 8-21 - Situational Awareness Initiative	Increased data collection (through additional weather station deployment, explore increased collection intervals, and additional SCE HD camera deployment) to expand situational awareness of real-time conditions and refine weather models	Weather Stations, SA-1, HD Cameras, SA- 10 Satellite & Other Imaging Technology, SA-10	SA-1: GIS data, increase frequency of reads SA-10: Additional GIS data, data camera feed on vendor network.	SA-1: 2025 SA-10: 2024	Section 8.3.2.1.1 Weather Stations (SA-1), pp. 454-459 Section 8.3.4.1.1 (HD Cameras SA-10), pp. 492-497 Section 8.3.4.1.2 (Satellite & Other Imaging Technology SA-10), pp. 494-498	SCE installed 202 weather stations on circuits in HFRA in 2025, which continued to increase situational awareness data points available to SCE personnel. Data collection from additional weather station installations in 2025 also contributed to calibration of SCE's in-house weather forecasting.

Objective Type	WMP Table	Objective	Applicable Initiative(s), Tracking ID(s)	Method of Verification (i.e., program)	Completion Date	Reference (section & page #)	2025 Progress Update
3-year plan	Table 8-21 - Situational Awareness Initiative	Expand data analysis supporting wildfire mitigation efforts, advance fire potential forecasting further, and improve modeling efforts as it relates to fire science	Fire Science, SA-8	Additional data sets, analysis results, operational products	2025	Section 8.3.2.1 Existing Systems, Technologies and Procedures pp. 453-464; Section 8.3.4 Ignition Det. Sys. pp. 490-501	<p>SCE continued its efforts to develop FPI 2.0 and the Fire Behavior Matrix to better forecast conditions where fuel and wind conditions increase the risk of larger fires. While not fully implemented in 2025, SCE intends to build on the progress with a goal of implementing in 2026. Following adoption, we plan to further progress on use of the matrix in additional aspects of PSPS and wildfire-related activities.</p> <p>SCE continuously evaluates and adjusts the fuel sampling program to account for the diversity of fuel conditions across SCE's service area. In 2025, six additional sites were sampled bi-weekly to analyze fuel moisture in areas not sampled by fire agencies.</p> <p>SCE collaborated with Technosylva to dynamically downscale modeling to use medium-range forecasting for wildfire potential. This forecast goes out three weeks to show general trends in upcoming weather.</p> <p>SCE continued to work with the University of Colorado, Boulder to integrate the Vegetation Build-Up Index which contains remote sensing data.</p>
3-year plan	Table 8-21 - Situational Awareness Initiative	Increase ability to detect issues (e.g., damage and degradation) on the electric grid prior to risk events occurring	Early Fault Detection (D&T), SA-11	Number of EFD devices deployed	2025	Section 8.3.3.1.1, Radio Frequency Monitors: Early Fault Detection (EFD) (SA-11), p. 469	<p>In 2025, SCE installed 200 EFD units and performed related data analysis and evaluation.</p>
3-year plan	Table 8-21 - Situational Awareness Initiative	Review emerging technologies to improve weather situational awareness and forecasting capabilities for potential evaluation or adoption	Weather & Fuels Modeling, SA-3	Technical report from academic or vendor work, and/or new product outputs.	2025	Section 8.3.5, Weather Forecasting, pp. 499-515	<p>SCE continued to be a member of the Wildfire Interdisciplinary Research Center through San Jose State University in which various projects related to wildfire science are funded and supported for possible future operational use. Some of these projects include analyzing fuel moisture across the United States, studying WUI fire exposure from near home combustibles, and the development of a wildfire data exchange platform.</p> <p>SCE continued to partner with the University of California, Santa Barbara to develop and evaluate new situational awareness capabilities. SCE and UCSB are currently developing and evaluating a new AI-based weather forecast model system following the state of current forecast science.</p> <p>SCE continued to evaluate its partnerships on an ongoing basis as its needs and priorities evolve.</p>

Objective Type	WMP Table	Objective	Applicable Initiative(s), Tracking ID(s)	Method of Verification (i.e., program)	Completion Date	Reference (section & page #)	2025 Progress Update
3-year plan	Table 8-21 - Situational Awareness Initiative	Continue to increase situational awareness and improve the accuracy of weather forecasting to help optimize the scope of PSPS events	Weather Stations, SA-1, Weather & Fuels Modeling, SA-3, Fire Science, SA-8, HD Cameras, SA-10	SA-1: Continue installing new weather stations, commitment of 85. Upgrade more stations for dual comms for real-time reads capabilities. SA-3 and SA-8: Weather and fuel forecast output from operational systems and associated verification and/or technical reports.	2025	Section 8.3.2.1.1 Weather Stations (SA-1), pp. 454-458 Section 8.3.5, Weather Forecasting, pp. 499-514 Section 8.3.2.1 Existing Systems, Technologies and Procedures, pp. 453-462; Section 8.3.4 Ignition Det. Sys. pp. 490-497 Section 8.3.4.1.1 (HD Cameras SA-10), pp. 492-497	In 2025, SCE installed 202 weather stations and implemented machine learning at five targeted locations. Model validations continued as planned, verifying outputs with observed data.
3-year plan	Table 8-33 - Emergency Preparedness Initiative Objectives	Maintain a comprehensive all-hazards planning and preparedness program to provide effective emergency response and to safely and expeditiously restore service during and after a major event.	Emergency Preparedness Plan (8.4.2)	Annual Filing	2025	Section 8.4.2 Emergency Preparedness Plan, pp. 529-551	SCE continued its progress from 2024. SCE maintained its Business Resiliency All-Hazards Plan, which incorporates disaster and emergency preparedness and facilitates continuity of critical operations during emergencies. SCE activated its emergency response teams multiple times in 2025, including during the January events, where staff implemented their training in emergency response and preparedness as outlined in the All-Hazards Plan. SCE also conducted targeted annual training for field workers and IMT members on how to respond to multiple emergency events.

Objective Type	WMP Table	Objective	Applicable Initiative(s), Tracking ID(s)	Method of Verification (i.e., program)	Completion Date	Reference (section & page #)	2025 Progress Update
3-year plan	Table 8-33 - Emergency Preparedness Initiative Objectives	Provide effective and accurate communications to the public before, during and immediately following major outages and emergencies.	Public Emergency Communication Strategy (8.4.4)	Activity Reporting	2025	Section 8.4.4 Public Emergency Communication Strategy, pp. 558-566	<p>SCE continued its progress from 2024 by advancing targeted customer outreach focused on PSPS dedicated programs and proactive wildfire preparedness.</p> <p>In 2025, SCE enhanced public communications to improve customer awareness of potential PSPS events by starting advance notifications up to 72 hours prior to a potential event when feasible. These notifications were delivered through multiple channels, including outbound calls, text messages, emails, and online updates, to help customers better understand PSPS risk, prepare in advance, and take appropriate actions to protect health and safety.</p> <p>SCE also continued enhancing its Customer Data Platform (CDP) to improve the accuracy, timeliness, and consistency of PSPS-related communications. These enhancements reduced notification errors and delays and supported clearer, more reliable customer updates before, during, and immediately following PSPS and other major outage events.</p> <p>In addition, SCE.com was updated with clearer, mobile-friendly PSPS outage cards, improved map and circuit details, and direct access to relevant weather and fire context. These updates support faster, more reliable PSPS awareness and decision-ready information for customers, including those with access and functional needs, during PSPS events.</p>

Objective Type	WMP Table	Objective	Applicable Initiative(s), Tracking ID(s)	Method of Verification (i.e., program)	Completion Date	Reference (section & page #)	2025 Progress Update
3-year plan	Table 8-53 - Community Outreach and Engagement Initiative Objectives	Actively collaborating with stakeholder networks and partnerships to better understand customer, community and stakeholder specific needs and develop tailored solutions, including AFN.	Public Outreach and Education Awareness Program and Section (8.5.2) Engagement with Access and Functional Needs Populations (8.5.3)	See Table 8-44 and Table 8-59	2025	Section 8.5.2 Public Outreach and Education Awareness Program, pp. 583-602; and Section 8.5.3 Engagement with Access and Functional Needs Populations, pp. 601-605	<p>SCE continued to strengthen its partnerships with CBOs, including those focused on supporting customers with AFN. In 2025, SCE advanced this objective through comprehensive customer preparedness outreach and community engagement activities aligned with Section 2.6 of its 2025 AFN Plan. These efforts emphasized active collaboration with stakeholder networks to better understand and respond to community specific needs, particularly those of customers with AFN.</p> <p>A cornerstone of this work was engagement with the AFN Collaborative Council and the AFN Statewide Council, which convene disability advocates, emergency management professionals, health and human services partners, and independent living representatives. These councils played a critical role in shaping annual AFN goals and objectives by providing policy guidance, lived experience insights, and feedback on preparedness outreach, communications, and service delivery strategies.</p> <p>In parallel, SCE incorporated regional and local perspectives through PSPS working groups and advisory boards that include 211 partners, local governments, tribal entities, emergency services, and CBOs. Input from these forums informed customer preparedness strategies, outreach materials, and tailored solutions designed to enhance resilience and provide effective support before, during, and after PSPS events.</p>
3-year plan	Table 8-53 - Community Outreach and Engagement Initiative Objectives	Meet at least quarterly to provide updates on PSPS enhancement efforts and solicit input for improvement areas in how SCE approaches PSPS overall and provides a forum for stakeholders to propose ways to improve all aspects of PSPS	PSPS Advisory Board Meetings (Public Outreach and Education Awareness Program (8.5.2))	CPUC Quarterly Update Report	2025	Section 8.5.2 Public Outreach and Education Awareness Program, pp. 583-602	SCE continued its progress from 2024, including hosting 14 Wildfire Safety Community Meetings, four PSPS Advisory Board meetings, and four PSPS Working Groups meetings.

4. Targets Assessment

(d) An assessment of the electrical corporation's completion of all targets identified for each initiative listed in the tables in Section 8 of its WMP, including all subsections, with target completion dates within the most recently completed implementation period. The assessment of each target must be discussed individually and, at a minimum, include the following information:

- i. A complete listing of all applicable targets.*
- ii. The target value and associated target units.*
- iii. The target completion date (i.e., year-end, Q2, Q3, etc.) listed in the WMP.*
- iv. The date the electrical corporation actually completed the target.*
- v. An explanation of how the electrical corporation utilized the identified "Method of Verification" to assess the completion of the target.*
- vi. A summary of the electrical corporation's assessment of completing the target following use of the verification method described above, including a listing of all evidence relied upon in the electrical corporation's assessment.*
- vii. For each target that the electrical corporation failed to complete, a detailed explanation of what was incomplete, why, and associated corrective actions the electrical corporation has taken to prevent recurrence of such failures. If the electrical corporation did not take corrective action to prevent recurrence of such failures, it must provide justification for such inaction.*
- viii. An assessment of quality of implementation for initiatives that have a quality control/quality assurance component.*
- ix. An explanation of whether the expected percentage risk reduction, as listed in the WMP, and if desired the intended risk reduction, was achieved during the most recently completed implementation period.*
 - 1. If the expected percentage risk reduction of a WMP initiative was not achieved, the electrical corporation must provide the percentage risk reduction actually achieved, explain why expected reduction was not achieved, and discuss any actions it has taken as a result.*
 - 2. If the electrical corporation did not take action as a result of missed risk reduction, it must provide justification for such inaction.*
 - 3. Initiative information with reduced risk reduction must also be provided in a table with the format shown in Table 2. In the table, the first column is the name or identifying number of the WMP initiative. The second, third, and fourth columns are the value of risk reduction anticipated in the associated WMP for the given initiative, the estimated actual risk reduction achieved, and an explanation of the actual risk reduction or additional actions taken as a result.*
 - 4. If it wishes to do so, the electrical corporation may also discuss the overall risk reduction intent associated with a WMP initiative, whether that risk reduction intent was achieved, and discuss any actions it has taken as a result.*

SCE Response: In addition to Attachment A, SCE has provided items d. i through d. ix in the following tables, which mirror the table numbering from Section 8 of the 2023-2025 WMP.⁴ Please note the following regarding how SCE has interpreted specific items:

- Regarding item d. viii on Quality Control/Quality Assurance: SCE interprets "initiative that have a quality control/quality assurance component" as the inspection programs listed in WMP Table 8-7 – Grid Design and Maintenance QA/QC Program (WMP page 327), and the vegetation management programs listed in WMP Table 8-18 – Vegetation Management QA/QC Program (WMP page 431). For other programs, SCE has populated this field as "N/A".
- Regarding item d. ix on risk reduction: For programs that met their target, SCE has populated this field as "achieved" as the forecasted risk reduction was based on the program's target for 2025. For programs in which SCE did not meet the program's target, SCE has provided the requested percentage risk reduction actually achieved and explanation in the Risk Reduction Table. SCE has indicated "N/A" if the program did not have a forecasted risk reduction.

⁴ Branch Line Protection Strategy (SH-4), Vertical Switches (SH-15), Wildfire Safety Data Mart and Data Management (WiSDM/Ezy) (DG-1) reached a steady state in 2023 and did not have targets in 2025. Circuit Breaker Relay Hardware for Fast Curve (SH-6) reached a steady state in 2024 and did not have targets in 2025.

WMP Table	Initiative Activity	Tracking ID	2025 Target & Unit (ii)	Target Completion Date (iii)	Actual Completion Date (iv)	Target Verification (v)	Target Assessment Summary (vi)	Completion Status (vii)	Summary of QA/QC Component (If applicable) (viii)	Risk Reduction Status (ix)
Table 8-3 - Grid Design, Operations, and Maintenance Targets	Covered Conductor	SH-1	Install 500 circuit miles of covered conductor in SCE's HFRA. SCE will strive to install up to as many as 600 circuit miles of covered conductor in SCE's HFRA, subject to resource constraints and other execution risks.	Q4	Q4	SCE aggregated and assessed initiative completion data from its systems of record; this data was extracted into a year-end evidence spreadsheet to confirm performance outcome.	SCE's assessment confirmed the target outcome using the methodology described in Target Verification and relied on the year-end evidence spreadsheet for verification.	Complete	N/A	Achieved
Table 8-3 - Grid Design, Operations, and Maintenance Targets	Undergrounding Overhead Conductor	SH-2	Convert 30 circuit miles of overhead to underground in SCE's HFRA. SCE will strive to convert up to 60 miles of overhead to underground in SCE's HFRA, subject to resource constraints and other execution risks.	Q4	Q4	SCE aggregated and assessed initiative completion data from its systems of record; this data was extracted into a year-end evidence spreadsheet to confirm performance outcome.	SCE's assessment confirmed the target outcome using the methodology described in Target Verification and relied on the year-end evidence spreadsheet for verification.	Complete	N/A	Achieved
Table 8-3 - Grid Design, Operations, and Maintenance Targets	Remote Controlled Automatic Reclosers Settings Update	SH-5	SCE will install 5 RAR/RCS sectionalizing devices subject to 2022 PSPS analysis and subject to change. SCE will strive to install up to 17 RAR/RCS sectionalizing devices subject to 2022 PSPS analysis, resource constraints and other execution risks.	Q4	Q3	SCE aggregated and assessed initiative completion data from its systems of record; this data was extracted into a year-end evidence spreadsheet to confirm performance outcome.	SCE's assessment confirmed the target outcome using the methodology described in Target Verification and relied on the year-end evidence spreadsheet for verification.	Complete	N/A	Achieved

WMP Table	Initiative Activity	Tracking ID	2025 Target & Unit (ii)	Target Completion Date (iii)	Actual Completion Date (iv)	Target Verification (v)	Target Assessment Summary (vi)	Completion Status (vii)	Summary of QA/QC Component (If applicable) (viii)	Risk Reduction Status (ix)
Table 8-3 - Grid Design, Operations, and Maintenance Targets	Transmission Open Phase Detection	SH-8	Target to be determined based on further evaluation.	Q4	Q4	SCE aggregated and assessed initiative completion data from its systems of record; this data was extracted into a year-end evidence spreadsheet to confirm performance outcome.	SCE's assessment confirmed the target outcome using the methodology described in Target Verification and relied on the year-end evidence spreadsheet for verification.	Complete	N/A	Achieved
Table 8-3 - Grid Design, Operations, and Maintenance Targets	Tree Attachments Remediation	SH-10	Remediate the balance of tree attachments in SCE's HFRA, subject to change based on scope completed in previous years.	Q4	Not Completed	SCE aggregated and assessed initiative completion data from its systems of record; this data was extracted into a year-end evidence spreadsheet to confirm performance outcome.	In 2025, SCE confirmed 124 tree attachments in scope for remediation. Of these, 34 were completed in 2025. The remaining attachments were deferred due to permitting constraints, land access limitations, and scheduling conflicts with external stakeholders. SCE implemented corrective actions including earlier engagement with permitting authorities and revised prioritization to reduce future delays.	Not completed. See Note #1 at the end of the table.	N/A	See Table 2

WMP Table	Initiative Activity	Tracking ID	2025 Target & Unit (ii)	Target Completion Date (iii)	Actual Completion Date (iv)	Target Verification (v)	Target Assessment Summary (vi)	Completion Status (vii)	Summary of QA/QC Component (If applicable) (viii)	Risk Reduction Status (ix)
Table 8-3 - Grid Design, Operations, and Maintenance Targets	Long Span Initiative (LSI)	SH-14	Remediate 1,000 spans in SCE's HFRA. SCE will strive to remediate up to 1,200 spans in SCE's HFRA, subject to resource constraints and other execution risks.	Q4	Q4	SCE aggregated and assessed initiative completion data from its systems of record; this data was extracted into a year-end evidence spreadsheet to confirm performance outcome.	SCE's assessment confirmed the target outcome using the methodology described in Target Verification and relied on the year-end evidence spreadsheet for verification.	Complete	N/A	Achieved
Table 8-3 - Grid Design, Operations, and Maintenance Targets	Vibration Damper Retrofit	SH-16	Retrofit vibration dampers on 600 structures where covered conductor is already installed in SCE's HFRA. SCE will strive to retrofit vibration dampers on up to 800 structures where covered conductor is already installed in SCE's HFRA, subject to resource constraints and other execution risks.	Q4	Q3	SCE aggregated and assessed initiative completion data from its systems of record; this data was extracted into a year-end evidence spreadsheet to confirm performance outcome.	SCE's assessment confirmed the target outcome using the methodology described in Target Verification and relied on the year-end evidence spreadsheet for verification.	Complete	N/A	Achieved
Table 8-3 - Grid Design, Operations, and Maintenance Targets	Rapid Earth Fault Current Limiters (REFCL) (Ground Fault Neutralizer (GFN))	SH-17	SCE will complete construction of GFN at 2 substations.	Q4	Q2	SCE aggregated and assessed initiative completion data from its systems of record; this data was extracted into a year-end evidence spreadsheet to confirm performance outcome.	SCE's assessment confirmed the target outcome using the methodology described in Target Verification and relied on the year-end evidence spreadsheet for verification.	Complete	N/A	Achieved

WMP Table	Initiative Activity	Tracking ID	2025 Target & Unit (ii)	Target Completion Date (iii)	Actual Completion Date (iv)	Target Verification (v)	Target Assessment Summary (vi)	Completion Status (vii)	Summary of QA/QC Component (If applicable) (viii)	Risk Reduction Status (ix)
Table 8-3 - Grid Design, Operations, and Maintenance Targets	Rapid Earth Fault Current Limiters (REFCL) – Grounding Conversion	SH-18	SCE will target four locations for grounding conversion, subject to land availability.	Q4	Not Completed	SCE aggregated and assessed initiative completion data from its systems of record; this data was extracted into a year-end evidence spreadsheet to confirm performance outcome.	<p>SCE did not fully meet the 2025 grounding conversion target due to site-specific access and permitting constraints. While multiple grounding conversions were completed in 2025, one location required additional field assessment and coordination with the applicable jurisdiction before work could proceed.</p> <p>SCE continued engagement with the local authority and initiated follow-up assessments to address outstanding issues. Lessons learned from this process informed revised scoping and early engagement practices to reduce the likelihood of similar delays in future grounding conversion activities.</p>	Not completed. See Note #2 at end of the table.	N/A	See Table 2

WMP Table	Initiative Activity	Tracking ID	2025 Target & Unit (ii)	Target Completion Date (iii)	Actual Completion Date (iv)	Target Verification (v)	Target Assessment Summary (vi)	Completion Status (vii)	Summary of QA/QC Component (If applicable) (viii)	Risk Reduction Status (ix)
Table 8-4 - Asset Inspections Targets	Distribution High Fire Risk-Informed (HFRI) Inspections and Remediations (Ground and Aerial)	IN-1.1	Inspect 187,000 structures in HFRA. SCE will strive to inspect up to 217,000 structures in HFRA. This target includes HFRI inspections, compliance due structures in HFRA and emergent risks identified during the fire season (e.g., AOCs).	Q4	Q3	SCE aggregated and assessed initiative completion data from its systems of record; this data was extracted into a year-end evidence spreadsheet to confirm performance outcome.	SCE's assessment confirmed the target outcome using the methodology described in Target Verification and relied on the year-end evidence spreadsheet for verification.	Complete	Target: 95% Achieved: 95%	Achieved
Table 8-4 - Asset Inspections Targets	Transmission High Fire Risk-Informed (HFRI) Inspections and Remediations (Ground and Aerial)	IN-1.2	Inspect 24,500 structures in HFRA. SCE will strive to inspect up to 29,500 structures in HFRA. This target includes HFRI inspections, compliance due structures in HFRA and emergent risks identified during the fire season (e.g., AOCs).	Q4	Q3	SCE aggregated and assessed initiative completion data from its systems of record; this data was extracted into a year-end evidence spreadsheet to confirm performance outcome.	SCE's assessment confirmed the target outcome using the methodology described in Target Verification and relied on the year-end evidence spreadsheet for verification.	Complete	Target: 97% Achieved: 97%	Achieved
Table 8-4 - Asset Inspections Targets	Infrared Inspection of Energized Overhead Distribution Facilities and Equipment	IN-3	Inspect 5,300 distribution overhead circuit miles in HFRA.	Q4	Q3	SCE aggregated and assessed initiative completion data from its systems of record; this data was extracted into a year-end evidence spreadsheet to confirm performance outcome.	SCE's assessment confirmed the target outcome using the methodology described in Target Verification and relied on the year-end evidence spreadsheet for verification.	Complete	N/A	Achieved

WMP Table	Initiative Activity	Tracking ID	2025 Target & Unit (ii)	Target Completion Date (iii)	Actual Completion Date (iv)	Target Verification (v)	Target Assessment Summary (vi)	Completion Status (vii)	Summary of QA/QC Component (If applicable) (viii)	Risk Reduction Status (ix)
Table 8-4 - Asset Inspections Targets	Infrared Inspection, Corona Scanning, and High-Definition Imagery of Energized Overhead Transmission Facilities and Equipment	IN-4	Inspect 1,000 transmission overhead circuit miles in HFRA.	Q4	Q3	SCE aggregated and assessed initiative completion data from its systems of record; this data was extracted into a year-end evidence spreadsheet to confirm performance outcome.	SCE's assessment confirmed the target outcome using the methodology described in Target Verification and relied on the year-end evidence spreadsheet for verification.	Complete	N/A	Achieved
Table 8-4 - Asset Inspections Targets	Generation High Fire Risk Informed Inspections and Remediations in HFRA	IN-5	Inspect 170 generation related assets in HFRA. SCE will strive to inspect 200 generation related assets in HFRA subject to resource constraints and other execution risks.	Q4	Q3	SCE aggregated and assessed initiative completion data from its systems of record; this data was extracted into a year-end evidence spreadsheet to confirm performance outcome.	SCE's assessment confirmed the target outcome using the methodology described in Target Verification and relied on the year-end evidence spreadsheet for verification.	Complete	Target: 95% Achieved: 98%	Achieved

WMP Table	Initiative Activity	Tracking ID	2025 Target & Unit (ii)	Target Completion Date (iii)	Actual Completion Date (iv)	Target Verification (v)	Target Assessment Summary (vi)	Completion Status (vii)	Summary of QA/QC Component (If applicable) (viii)	Risk Reduction Status (ix)
Table 8-4 - Asset Inspections Targets	Inspection and Maintenance Tools	IN-8	Monitor utilization of inspection work management tool and make enhancements, as necessary.	Q4	Not Completed	SCE documented its work in an Architecture Vision Document, which reflects progress towards completion.	<p>SCE did not complete the 2025 target associated with inspection and maintenance tool deployment due to integration complexity and the need to validate system functionality prior to full operational use. While significant progress was made on system design and development, additional testing and refinement were required to ensure data quality, usability, and alignment with inspection workflows.</p> <p>In response, SCE completed detailed design activities in 2025 and focused on system stabilization and user acceptance testing. These corrective actions were intended to support a controlled rollout and avoid operational disruption, with monitoring and reporting planned following go-live.</p>	Not completed. See Note #3 at end of the table.	N/A	See Table 2

WMP Table	Initiative Activity	Tracking ID	2025 Target & Unit (ii)	Target Completion Date (iii)	Actual Completion Date (iv)	Target Verification (v)	Target Assessment Summary (vi)	Completion Status (vii)	Summary of QA/QC Component (If applicable) (viii)	Risk Reduction Status (ix)
Table 8-4 - Asset Inspections Targets	Transmission Conductor & Splice Assessment: Spans with LineVue & X-Ray	IN-9	IN-9b: Target to be developed based on an engineering analysis to be performed in 2023 and 2024.	Q4	Q1	SCE aggregated and assessed initiative completion data from its systems of record; this data was extracted into a year-end evidence spreadsheet to confirm performance outcome.	SCE's assessment confirmed the target outcome using the methodology described in Target Verification and relied on the year-end evidence spreadsheet for verification.	Complete	N/A	Achieved
Table 8-14 - Vegetation Management Initiative Targets	Expanded Clearances for Generation Legacy Facilities	VM-3	Perform vegetation treatment and maintenance to 48 sites.	Q4	Q4	SCE aggregated and assessed initiative completion data from its systems of record; this data was extracted into a year-end evidence spreadsheet to confirm performance outcome.	SCE's assessment confirmed the target outcome using the methodology described in Target Verification and relied on the year-end evidence spreadsheet for verification.	Complete	N/A	Achieved
Table 8-14 - Vegetation Management Initiative Targets	Vegetation Management Work Management Tool (Arbora)	VM-6	Monitor stabilization of Arbora and develop plan and begin execution of plan to enable additional VM maintenance programs.	Q4	Q4	SCE monitored stabilization of Arbora and began execution of plan to enable additional VM maintenance programs.	SCE's assessment confirmed the target outcome using the methodology described in Target Verification and relied on the year-end evidence for verification.	Complete	N/A	N/A
Table 8-15 - Vegetation Inspections Targets	Hazard Tree Management Program (HTMP)	VM-1	Inspect 440 grids/circuits and prescribe mitigation for hazardous trees with strike potential within those grids in SCE's HFRA.	Q4	Q4	SCE aggregated and assessed initiative completion data from its systems of record; this data was extracted into a year-end evidence spreadsheet to confirm performance outcome.	SCE's assessment confirmed the target outcome using the methodology described in Target Verification and relied on the year-end evidence spreadsheet for verification.	Complete	Target: 100% Achieved: 98%* *This percentage reflects the first pass only. SCE achieves 100% conformance after follow-up visits.	Achieved

WMP Table	Initiative Activity	Tracking ID	2025 Target & Unit (ii)	Target Completion Date (iii)	Actual Completion Date (iv)	Target Verification (v)	Target Assessment Summary (vi)	Completion Status (vii)	Summary of QA/QC Component (If applicable) (viii)	Risk Reduction Status (ix)
Table 8-15 - Vegetation Inspections Targets	Structure Brushing	VM-2	<p>Inspect and clear (where clearance is needed) 63,700 structures,* with the exception of structures for which there are customer access or environmental constraints.</p> <p>SCE will strive to inspect and clear (where clearance is needed) 135,200 structures,* with the exception of structures for which there are customer access or environmental constraints.</p> <p>*These structures are in addition to poles subject to PRC 4292.</p>	Q4	Q2	SCE aggregated and assessed initiative completion data from its systems of record; this data was extracted into a year-end evidence spreadsheet to confirm performance outcome.	SCE's assessment confirmed the target outcome using the methodology described in Target Verification and relied on the year-end evidence spreadsheet for verification.	Complete	N/A	Achieved
Table 8-15 - Vegetation Inspections Targets	Dead & Dying Tree Removal	VM-4	Inspect 536 grids/circuits and prescribe mitigation for dead and dying trees with strike potential within those grids/circuits.	Q4	Q4	SCE aggregated and assessed initiative completion data from its systems of record; this data was extracted into a year-end evidence spreadsheet to confirm performance outcome.	SCE's assessment confirmed the target outcome using the methodology described in Target Verification and relied on the year-end evidence spreadsheet for verification.	Complete	<p>Target: 100%</p> <p>Achieved: 99%</p> <p>*This percentage reflects the first pass only. SCE achieves 100% conformance after follow-up visits.</p>	Achieved
Table 8-15 - Vegetation Inspections Targets	Detailed Inspections for the Prescription, Where Necessary and Feasible, of Expanded Vegetation Clearances from Distribution Lines in HFRA	VM-7	SCE plans to inspect 770 grids within our distribution system.	Q4	Q4	SCE aggregated and assessed initiative completion data from its systems of record; this data was extracted into a year-end evidence spreadsheet to confirm performance outcome.	SCE's assessment confirmed the target outcome using the methodology described in Target Verification and relied on the year-end evidence spreadsheet for verification.	Complete	<p>Regulation Clearance Distance (RCD) Target: 100%</p> <p>RCD Achieved: 100%</p> <p>Compliance Clearance Distance (CCD) Target: 95%</p> <p>CCD Achieved: 99%</p>	Achieved

WMP Table	Initiative Activity	Tracking ID	2025 Target & Unit (ii)	Target Completion Date (iii)	Actual Completion Date (iv)	Target Verification (v)	Target Assessment Summary (vi)	Completion Status (vii)	Summary of QA/QC Component (If applicable) (viii)	Risk Reduction Status (ix)
Table 8-15 - Vegetation Inspections Targets	Detailed Inspections for the Prescription, Where Necessary and Feasible, of Expanded Vegetation Clearances from Transmission Lines in HFRA	VM-8	SCE plans to inspect 416 circuits within our transmission system.	Q4	Q4	SCE aggregated and assessed initiative completion data from its systems of record; this data was extracted into a year-end evidence spreadsheet to confirm performance outcome.	SCE's assessment confirmed the target outcome using the methodology described in Target Verification and relied on the year-end evidence spreadsheet for verification.	Complete	RCD Target: 100% RCD Achieved: 100% CCD Target: 95% CCD Achieved: 100%	Achieved
Table 8-15 - Vegetation Inspections Targets	LiDAR Distribution Vegetation Inspections	VM-9	SCE will inspect at least 1,020 HFRA circuit miles. Subject to change based on technology, program adjustments, and grid/circuits layout.	Q4	Q2	SCE aggregated and assessed initiative completion data from its systems of record; this data was extracted into a year-end evidence spreadsheet to confirm performance outcome.	SCE's assessment confirmed the target outcome using the methodology described in Target Verification and relied on the year-end evidence spreadsheet for verification.	Complete	N/A	Achieved
Table 8-15 - Vegetation Inspections Targets	LiDAR Transmission Vegetation Inspections	VM-10	SCE will inspect at least 1,750 HFRA circuit miles. Subject to change based on program adjustments and evolution of remote sensing technologies.	Q4	Q3	SCE aggregated and assessed initiative completion data from its systems of record; this data was extracted into a year-end evidence spreadsheet to confirm performance outcome.	SCE's assessment confirmed the target outcome using the methodology described in Target Verification and relied on the year-end evidence spreadsheet for verification.	Complete	N/A	Achieved

WMP Table	Initiative Activity	Tracking ID	2025 Target & Unit (ii)	Target Completion Date (iii)	Actual Completion Date (iv)	Target Verification (v)	Target Assessment Summary (vi)	Completion Status (vii)	Summary of QA/QC Component (If applicable) (viii)	Risk Reduction Status (ix)
Table 8-23 - Situational Awareness Initiative Targets	Weather Stations	SA-1	Install 15 weather stations in SCE's HFRA. SCE will strive to install up to 20 weather stations in SCE's HFRA, subject to resource and execution constraints.	Q4	Q1	SCE aggregated and assessed initiative completion data from its systems of record; this data was extracted into a year-end evidence spreadsheet to confirm performance outcome.	SCE's assessment confirmed the target outcome using the methodology described in Target Verification and relied on the year-end evidence spreadsheet for verification.	Complete	N/A	Achieved
Table 8-23 - Situational Awareness Initiative Targets	Weather and Fuels Modeling	SA-3	Implement machine learning at remaining weather station locations that meet eligible criteria, and for additional variables deemed necessary to improve PSPS planning.	Q4	Q3	SCE aggregated and assessed initiative completion data from its systems of record; this data was extracted into a year-end evidence spreadsheet to confirm performance outcome.	SCE's assessment confirmed the target outcome using the methodology described in Target Verification and relied on the year-end evidence spreadsheet for verification.	Complete	N/A	Achieved
Table 8-23 - Situational Awareness Initiative Targets	Fire Spread Modeling	SA-8	Provide recommendations for how consequence metrics can be used for PSPS Decision-Making.	Q4	Q4	SCE provided the vendor with the analytics report, which was used to assess completion of the target.	SCE's assessment confirmed the target outcome using the methodology described in Target Verification and relied on year-end evidence for verification.	Complete	N/A	Achieved
Table 8-23 - Situational Awareness Initiative Targets	High Definition (HD) Cameras	SA-10	No planned installs. Additional installs will be based on reassessment in 2024.	Q4	Q1	SCE aggregated and assessed initiative completion data from its systems of record; this data was extracted into a year-end evidence spreadsheet to confirm performance outcome.	SCE's assessment confirmed the target outcome using the methodology described in Target Verification and relied on the year-end evidence spreadsheet for verification.	Complete	N/A	Achieved

WMP Table	Initiative Activity	Tracking ID	2025 Target & Unit (ii)	Target Completion Date (iii)	Actual Completion Date (iv)	Target Verification (v)	Target Assessment Summary (vi)	Completion Status (vii)	Summary of QA/QC Component (If applicable) (viii)	Risk Reduction Status (ix)
Table 8-23 - Situational Awareness Initiative Targets	Early Fault Detection	SA-11	Install Early Fault Detection (EFD) at 200 locations. SCE will strive to install EFD at up to 300 locations, subject to resource constraints and other execution risks.	Q4	Q4	SCE aggregated and assessed initiative completion data from its systems of record; this data was extracted into a year-end evidence spreadsheet to confirm performance outcome.	SCE's assessment confirmed the target outcome using the methodology described in Target Verification and relied on the year-end evidence spreadsheet for verification.	Complete	N/A	Achieved
Table 8-35 - Emergency Preparedness Initiative Targets	SCE Emergency Response Training	DEP-2 ⁵	PSPS response teams are fully qualified/requalified by 7/1 annually to maintain readiness.	Q4	Q2	SCE maintained an IMT Training roster, which was used to assess completion of the target.	SCE's assessment confirmed the target outcome using the methodology described in Target Verification and relied on the year-end evidence for verification.	Complete	N/A	N/A
Table 8-35 - Emergency Preparedness Initiative Targets	Aerial Suppression	DEP-5	SCE will continue to reassess availability and funding for aerial suppression resources in SCE's service area annually to determine ongoing QRF strategy.	Q4	Q1	SCE retained the funding agreement, which was used to assess completion of the target.	SCE's assessment confirmed the target outcome using the methodology described in Target Verification and relied on the year-end evidence for verification.	Complete	N/A	Achieved

⁵ In its 2023-25 WMP, for DEP-2, SCE inadvertently included Customer Outreach Specialist numbers in the "No. of Dedicated Staff Required" and "No. of Dedicated Staff Provided" columns of Table 8-38 on the Customer Care Branch row. The actual count for both columns should read 60 rather than 217. 60 reflects the number of personnel trained who serve in the Customer Care Branch in the Incident Management Team, rather than Customer Outreach Specialists who serve a field support role assisting customers at CRCs and CCVs. This correction has no impact on SCE having met the DEP-2 target.

WMP Table	Initiative Activity	Tracking ID	2025 Target & Unit (ii)	Target Completion Date (iii)	Actual Completion Date (iv)	Target Verification (v)	Target Assessment Summary (vi)	Completion Status (vii)	Summary of QA/QC Component (If applicable) (viii)	Risk Reduction Status (ix)
Table 8-35 - Emergency Preparedness Initiative Targets	Customer Care Programs (Critical Care Backup Battery (CCBB) Program)	PSPS-2	Complete 85% of battery deliveries to eligible customers within 30 calendar days ⁶ of program enrollment, subject to customer availability, reschedule requests and battery supply constraints. Strive to complete 90% of battery deliveries to eligible customers within 45 calendar days of program enrollment, subject to customer availability, reschedule requests and battery supply constraints.	Q4	Q4	SCE aggregated and assessed initiative completion data from its systems of record; this data was extracted into a year-end evidence spreadsheet to confirm performance outcome.	SCE's assessment confirmed the target outcome using the methodology described in Target Verification and relied on the year-end evidence spreadsheet for verification.	Complete	N/A	Achieved
Table 8-35 - Emergency Preparedness Initiative Targets	Customer Care Programs (Portable Power Station and Generator Rebates)	PSPS-3	Process 85% of all rebate claims within 30 business days ⁴ of receipt from website vendor; excluding website related delays and subject to receiving all required customer information. Strive to process 90% of all rebate claims within 45 business days of receipt from website vendor; excluding website related delays and subject to receiving all required customer information.	Q4	Q4	SCE aggregated and assessed initiative completion data from its systems of record; this data was extracted into a year-end evidence spreadsheet to confirm performance outcome.	SCE's assessment confirmed the target outcome using the methodology described in Target Verification and relied on the year-end evidence spreadsheet for verification.	Complete	N/A	Achieved

⁶ Number of calendar/business days subject to change based on customer survey feedback to inform appropriate calendar/business day measure.

WMP Table	Initiative Activity	Tracking ID	2025 Target & Unit (ii)	Target Completion Date (iii)	Actual Completion Date (iv)	Target Verification (v)	Target Assessment Summary (vi)	Completion Status (vii)	Summary of QA/QC Component (If applicable) (viii)	Risk Reduction Status (ix)
Table 8-55 - Community Outreach and Engagement Initiative Targets	Wildfire Safety Community Meetings	DEP-1	SCE will continue or revise – determined based on the outcome of 2023-2024.	Q4	Q2	SCE posted the wildfire community meetings on a public website, which was used to assess completion of the target.	SCE's assessment confirmed the target outcome using the methodology described in Target Verification and relied on the year-end evidence for verification.	Complete	N/A	N/A
Table 8-55 - Community Outreach and Engagement Initiative Targets	Customer Research and Education	DEP-4	SCE plans to conduct at least three PSPS-related customer studies in 2025.	Q4	Q4	SCE maintained a list of surveys with supporting information, which was used to assess completion of the target.	SCE's assessment confirmed the target outcome using the methodology described in Target Verification and relied on the year-end evidence for verification.	Complete	N/A	N/A

Note 1, regarding SH-10: SCE confirmed the balance of 141 tree attachments in scope; 34 were completed in 2025 and 107 are scheduled for 2026 or beyond, due to various issues such as permitting delays, environmental restrictions and government lands approvals.

Note 2, regarding SH-18: SCE completed 3 of 4 grounding conversions; the outstanding grounding conversion is awaiting a field assessment by the city of Banning.

Note 3, regarding IN-8: SCE target not met. SCE continues to optimize execution in support of an April 2026 go-live date. Monitoring and reporting the use of the new inspection platform is anticipated to begin in April 2026 through the end of June 2026.

Risk Reduction Table

Table 2 includes only initiatives for which the expected risk reduction identified in the WMP was not fully achieved during the 2025 implementation period, consistent with Energy Safety's Performance Guidelines.

WMP Initiative	WMP Expected Risk Reduction ⁷	Actual Risk Reduction Achieved	Explanation and Actions Taken
Tree Attachments Remediation (SH-10)	22%/.03% (Unit/HFRA)	5%/0.007%	SCE confirmed the balance of 141 tree attachments in scope; 34 were completed in 2025 and 107 are scheduled for 2026 or beyond, due to various issues such as permitting delays, environmental restrictions and government lands approvals.
Rapid Earth Fault Current Limiters (REFCL) – Grounding Conversion (SH-18)	N/A scope not determined yet	N/A	SCE completed 3 of 4 grounding conversions; the outstanding grounding conversion is awaiting a field assessment by the city of Banning.
Inspection and Maintenance Tools (IN-8)	N/A	N/A	SCE continues to optimize execution in support of an April 2026 go-live date. Monitoring and reporting the use of the new inspection platform is anticipated to begin in April 2026 through the end of June 2026.

⁷ See Table 8-3 – Grid Design, Operations, and Maintenance Targets by Year from [SCE's 2023-2025 WMP](#).

5. 2025 Approved Petition to Amend

A complete listing of all approved petition to amend filings for modifications of a WMP requested by the electrical corporation. For each petition, the electrical corporation must include a description of the change requested, the date the electrical corporation filed the petition, and the date that Energy Safety approved the requested petition.

SCE Response: SCE did not file a petition to amend in 2025.

6. Initiative Expenditures

A list that includes the following information for each initiative identified in the WMP:

- (a) Utility Initiative Tracking ID, per WMP Guidelines.*
- (b) Initiative name.*
- (c) Planned budget (as reported in the WMP or approved Change Order) for the compliance period.*
- (d) Actual expenditure for the most recently completed compliance period.*
- (e) If the difference between the actual expenditure and the planned budget is more than 10%, provide a detailed explanation of the reason or reasons for the discrepancy.*

SCE Response: Please see Attachment B. In the following section, SCE has reported the requested financial data for its 2025 WMP targets. SCE has shown spending at the WMP Initiative and Activity level, as this allows for a consistent approach across each WMP Category.

III. ATTACHMENT A

SCE Q4 2025 WMP Progress Update (Updated)

The redlines reflect updates based on current information since initial submission of the Q4 2025 Progress Update on February 2, 2026.

SCE's 2023-2025 Wildfire Mitigation Plan (WMP) Progress Update – Q4 2025¹ (Updated)²

¹ All data is as of ~~December 31, 2025~~ March 20, 2026 (+/- 5 business days). Reported numbers are subject to revision upon data validation.

² SCE is completing its end-of-year data validation of 2025 WMP activities and as a result, certain figures reported in the Notification have been slightly revised. The redlined values in this document reflect updates to reported values as of March 20, 2026. These revisions do not impact the status of activities and have been incorporated and noted in this updated WMP Q4 2025 Progress Update to accompany SCE's 2025 WMP Annual Implementation Report.

WMP Activities Summary³

Inactive
 Under Review
 Complete
 On-Track
 Behind Plan, Likely to Meet Year-end Target
 Behind Plan, At-Risk of Not Meeting Year-end Target

Vegetation Management & Inspections

VM-1 Inspect 440 grids/circuits* and prescribe mitigation for hazardous trees with strike potential	VM-2 Inspect and clear (where clearance is needed) 63,700 structures	VM-3 Perform vegetation treatment and maintenance to 48 sites
VM-4 Inspect 536 grids/circuits* and prescribe mitigation for dead and dying trees with strike potential	VM-6 Monitor stabilization of Arbora and continue execution of plan to enable additional VM maintenance programs	VM-7 (Distribution) Inspect 770 grids*
VM-8 (Transmission) Inspect 416 circuits*	VM-9 (Distribution) Inspect 1,020 HFRA circuit miles	VM-10 (Transmission) Inspect 1,750 HFRA circuit miles

Grid Design, Operations, & Maintenance

IN-1.1 (Distribution Ground and Aerial) Inspect 187,000 structures	IN-1.2 (Transmission Ground and Aerial) Inspect 24,500 structures	IN-3 Inspect 5,300* distribution overhead circuit miles
IN-4 Inspect 1,000 transmission overhead circuit miles	IN-8 Monitor utilization of inspection work management tool, and make enhancements as necessary	IN-9.b Target to be developed based on an engineering analysis to be performed in 2023 and 2024
IN-5 Inspect 170 generation related assets	SH-1 Install 500 circuit miles of covered conductor	SH-8 Target to be determined based on further evaluation
SH-2 Convert 30 circuit miles of overhead to underground	SH-10 Remediate balance of tree attachments in HFRA, subject to change based on scope completed in previous years	SH-16 Retrofit vibration dampers on 600 structures
SH-5 Install 5 RAR/RCS sectionalizing devices	SH-14 Remediate 1,000 spans	SH-18 Target four locations for grounding conversion
SH-17 Complete construction of GFN at two substations	SH-18 Target four locations for grounding conversion	

Situational Awareness & Forecasting

SA-1 Install 15 weather stations	SA-3 Implement machine learning at remaining weather station locations
SA-8 Provide recommendation for how consequence metrics can be used for PSPS Decision-Making	
SA-10 No planned installs. Additional installs will be based on reassessment in 2024	SA-11 Install Early Fault Detection (EFD) at 200 locations

Community Outreach & Engagement







DEP-1 Determined based on the outcome of 2023-2024	DEP-4 Conduct at least three PSPS-related customer studies
--	--

Emergency Preparedness

PSPS-2 85% of batteries delivered within 30 calendar days	PSPS-3 85% of rebates processed within 30 business days
DEP-2 PSPS response teams fully qualified/re-qualified by 7/1 annually	DEP-5 Reassess the availability and funding for aerial suppression resources to determine the ongoing QRF strategy

³ Information marked with an * denotes changes from the WMP filing that were submitted in the Errata dated April 6, 2023, and applies to all slides.

WMP Activities Summary

 Inactive  Under Review  Complete  On-Track  Behind Plan, Likely to Meet Year-end Target  Behind Plan, At-Risk of Not Meeting Year-end Target

Situational Awareness Activities

Weather Stations

1347%
Installed

Weather Stations (SA-1)

Section 8.3.2.1.1 Page 454

Program Target: Install 15 weather stations in SCE's HFRA. SCE will strive to install up to 20 weather stations in SCE's HFRA, subject to resource and execution constraints.

Status Update: SCE met target. Program exceeded its target, and a total of 202 weather stations were installed in SCE's HFRA.

High Definition (HD) Cameras

Complete

High Definition (HD) Cameras (SA-10)

Section 8.3.4.1.1 Page 492

Program Target: No planned installs. Additional installs will be based on reassessment in 2024.

Status Update: SCE met target. The reassessment was completed and 2 cameras were relocated in 2025 **consistent with the reassessment.**

Weather and Fuels Modeling Complete

Weather and Fuels Modeling (SA-3)

Section 8.3.5 Page 499

Program Target: Implement machine learning at remaining weather station locations that meet eligible criteria, and for additional variables deemed necessary to improve PSPS planning.

Status Update:

SCE met target to **operationalize implement** machine learning at **selected remaining weather station** locations by sending the forecast output daily with other weather model outputs.

Early Fault Detection (EFD)

102%
100%
Installed

Early Fault Detection (EFD) (SA-11)

Section 8.3.3.1.1 Pages 469

Program Target: Install Early Fault Detection (EFD) at 200 locations. SCE will strive to install EFD at up to 300 locations, subject to resource constraints and other execution risks.

Status Update: SCE met target. Program **exceeded matched** its target and installed Early Fault Detection (EFD) at **204 200** locations.

Fire Spread Modeling Complete

Fire Science (SA-8)

Section 8.3.2.3.2 Page 466

Program Target: Provide recommendation for how consequence metrics can be used for PSPS Decision-Making.

Status Update: SCE met target. SCE benchmarked consequence metrics against real-time events. SCE will continue to use model for the In-Event Risk Calculator and be used as an additional data point.

WMP Activities Summary

Inactive
 Under Review
 Complete
 On-Track
 Behind Plan, Likely to Meet Year-end Target
 Behind Plan, At-Risk of Not Meeting Year-end Target

Asset Management and Inspections

YTD Status

Ground

123%
124%

Aerial

123%

Distribution HFRI Ground / Aerial Inspections and Remediations (IN-1.1)

Section 8.1.3.1 Page 282

Program Target: Inspect 187,000 structures in HFRA. SCE will strive to inspect up to 217,000 structures in HFRA. This target includes HFRI inspections, compliance due structures in HFRA and emergent risks identified during the fire season (e.g., AOCs).

Status Update: SCE ~~met~~ **exceeded** target. SCE completed **230,783** 230,950 ground and ~~229,101~~ **229,272** aerial inspections in HFRA.

Transmission Infrared Inspections

105%
Targeted Circuits Inspected

Infrared Inspection, Corona Scanning and High-Definition (HD) Imagery of Transmission facilities and equipment (IN-4)

Section 8.1.3.6 Page 300

Program Target: Inspect 1,000 transmission overhead circuit miles in HFRA.

Status Update: SCE ~~met~~ **exceeded** target. SCE inspected 1,051.7 transmission **overhead** circuit miles in HFRA.

YTD Status

Ground

138%

Aerial

137%

Transmission HFRI Ground / Aerial Inspections and Remediations (IN-1.2)

Section 8.1.3.2 Page 289

Program Target: Inspect 24,500 structures in HFRA. SCE will strive to inspect up to 29,500 structures in HFRA. This target includes HFRI inspections, compliance due structures in HFRA and emergent risks identified during the fire season (e.g., AOCs).

Status Update: SCE ~~met~~ **exceeded** target. SCE completed **33,886** 33,915 ground and ~~33,529~~ **33,542** aerial inspections in HFRA.

Generation Inspections

140%
Inspected

Generation Inspections and Remediations (IN-5)

Section 8.1.3.7 Pages 303

Program Target: Inspect 170 generation related assets in HFRA. SCE will strive to inspect 200 generation related assets in HFRA subject to resource constraints and other execution risks.

Status Update: SCE ~~met~~ **exceeded** target. SCE inspected 238 generation related assets in HFRA.

Distribution Infrared Inspections

106%

Targeted Circuits Inspected

Infrared Inspection of Energized Overhead Distribution Facilities and Equipment (IN-3)

Section 8.1.3.5 Page 297

Program Target: Inspect 5,300* distribution overhead circuit miles in HFRA.

Status Update: SCE ~~met~~ **exceeded** target. SCE inspected 5,636.34 distribution **overhead** circuit miles in HFRA.

Inspection and Maintenance Tools

Inspection & Maintenance Tools InspectForce (IN-8)

Section 8.1.5 Page 323

Program Target: Monitor utilization of inspection work management tool and make enhancements, as necessary.

Status Update: SCE target not met **due to continued work on the system execution plan and engineering specifications**. SCE continues to optimize execution in support of **January April** go-live date. Monitoring and reporting **the use of the new inspection platform** is anticipated to begin in **January April** through the end of **March June**.

Asset Management and Inspections

**Splice
Assessment:
Spans with
X-Ray**

Complete

Transmission Conductor & Splice Assessment:

Spans with LineVue & X-Ray (IN-9) ^{3 4}

Section 8.1.3.8 Pages 305

Program Target:







- **IN-9.b:** Target to be developed based on an engineering analysis to be performed in 2023 and 2024.

Status Update:

- **IN-9.b:** SCE met the target. Energy Safety's decision on SCE's 2025 WMP Update approved discontinuing IN-9a to transition to a proactive splice shunting program. ~~SCE shifted to proactive splice shunting based on engineering analysis and did not perform any additional x-ray assessments in 2025. SCE installed 117 shunts in 2025. SCE's engineering analysis and lessons learned showed that x-rays were leading to a high rate of shunting remediation. Accordingly, SCE started foregoing x-ray inspections and proactively shunting Transmission splices in 2025, which meets the spirit and intent of this activity. This shift was also described in the 2026-2028 WMP, filed in March 2025. In 2025, SCE installed 117 shunts.~~

^{3 4} Per SCE's proposed revision to the target as submitted to OEIS on Nov 1, 2023.

WMP Activities Summary

 Inactive  Under Review  Complete  On-Track  Behind Plan, Likely to Meet Year-end Target  Behind Plan, At-Risk of Not Meeting Year-end Target

Grid Design and System Hardening

Covered Conductor

142%
141%
Installed

Covered Conductor (SH-1)

Section 8.1.2.1.1 Page 251

Program Target: Install 500 circuit miles of covered conductor in SCE's HFRA. SCE will strive to install up to as many as 600 circuit miles of covered conductor in SCE's HFRA, subject to resource constraints and other execution risks.

Status Update: SCE ~~met~~ exceeded target as applicable to validated number. SCE completed installation of ~~710.42~~ 706 circuit miles of covered conductor in HFRA.⁵

Transmission
Open Phase
Detection
Complete

Transmission Open Phase Detection (SH-8)

Section 8.3.3.1.2.1 Page 470

Program Target: Target to be determined based on further evaluation

Status Update: SCE met target. SCE completed the final evaluation report; and deployed TOPD logic at 7 locations consistent with final evaluation.

Undergrounding Overhead Conductor

151%
Removed

Undergrounding Overhead Conductor (SH-2)

Section 8.1.2.2.1 Page 256

Program Target: Convert 30 circuit miles of overhead to underground in SCE's HFRA. SCE will strive to convert up to 60 miles of overhead to underground in SCE's HFRA, subject to resource constraints and other execution risks.

Status Update: SCE ~~met~~ exceeded target. SCE de-energized or completed removal of ~~45.37~~ 45 overhead miles in support of targeted underground in HFRA.

Tree Attachment Remediation

27%
24%
Remediations

Tree Attachment Remediation (SH-10)

Section 8.1.2.3.1 Page 258

Program Target: Remediate the balance of tree attachments in SCE's HFRA, subject to change based on scope completed in previous years.

Status Update: SCE target not met. SCE confirmed the balance of ~~124~~ 141 tree attachments in scope; 34 were completed in 2025 and ~~90~~ 107 are scheduled for 2026 or beyond, due to various issues such as permitting delays, environmental restrictions and government lands approvals.

Remote Controlled Automatic Reclosers Settings Update

260%
Installed

Remote Controlled Automatic Reclosers Settings Update (SH-5)







Section 8.1.2.8.1 Page 271

Program Target: SCE will install 5 RAR/RCS sectionalizing devices subject to 2022 PSPS analysis and subject to change. SCE will strive to install up to 17 RAR/RCS sectionalizing devices subject to 2022 PSPS analysis, resource constraints and other execution risks.

Status Update: SCE ~~met~~ exceeded target. SCE installed a total of 13 RAR/RCS sectionalizing devices in HFRA.

⁵ Please note that SCE is updating its mileage tracking and QC processes for SH-1, which could result in a minor adjustment to the completed mileage reported here.

WMP Activities Summary

 Inactive  Under Review  Complete  On-Track  Behind Plan, Likely to Meet Year-end Target  Behind Plan, At-Risk of Not Meeting Year-end Target

Grid Design and System Hardening

Long Span Initiative

110%

Remediations

Long Span Initiative (SH-14)

Section 8.1.2.5.2 Page 263

Program Target: Remediate 1,000 spans in SCE's HFRA. SCE will strive to remediate up to 1,200 spans in SCE's HFRA, subject to resource constraints and other execution risks.

Status Update: SCE ~~met~~ **exceeded** target. SCE remediated 1,102 spans in HFRA.

REFCL (Ground Fault Neutralizer)

100%
200%

Rapid Earth Fault Current Limiters (REFCL) (Ground Fault Neutralizer) (SH-17)

Section 8.1.2.6.1 Page 266

Program Target: SCE will complete construction of GFN at 2 substations.

Status Update: SCE ~~met~~ **exceeded** target. SCE completed construction of GFN at 4 substations.

Vibration Damper Retrofit

122%

121%

Installed

Vibration Damper Retrofit (SH-16)

Section 8.1.2.1.2 Page 254

Program Target: Retrofit vibration dampers on 600 structures where covered conductor is already installed in SCE's HFRA. SCE will strive to retrofit vibration dampers on up to 800 structures where covered conductor is already installed in SCE's HFRA, subject to resource constraints and other execution risks.

Status Update: SCE ~~met~~ **exceeded** target. SCE completed retrofit vibration dampers on ~~734~~ **725** structures in HFRA.

REFCL (Grounding Conversion)







Rapid Earth Fault Current Limiters (REFCL) (Grounding Conversion) (SH-18)

Section 8.1.2.6.2 Page 268

Program Target: SCE will target four locations for grounding conversion, subject to land availability. SCE will strive to target up to 6 locations for grounding conversion, subject to land availability

Status Update: SCE target not met. SCE completed 3 of 4 grounding conversions; the outstanding grounding conversion is awaiting a field assessment by the city of Banning.

WMP Activities Summary

 Inactive  Under Review  Complete  On-Track  Behind Plan, Likely to Meet Year-end Target  Behind Plan, At-Risk of Not Meeting Year-end Target

Vegetation Management and Inspections

HTMP

120%

Grids / Circuits
Assessed

Hazard Tree Management Program (VM-1)

Section 8.2.3.4.1 Page 418

Program Target: Inspect 440 grids/circuits* and prescribe mitigation for hazardous trees with strike potential within those grids in SCE's HFRA.

Status Update: SCE ~~met~~ **exceeded** target. Program exceeded its target and completed inspections on 526 grids/circuits in SCE's HFRA **and prescribed mitigation for hazardous trees with strike potential.**

Dead and Dying Tree Removal

112%

Grids / Circuits
Inspected

Dead and Dying Tree Removal (VM-4)

Section 8.2.3.4.2 Page 419

Program Target: Inspect 536 grids/circuits and prescribe mitigation for dead and dying trees with strike potential along those circuits.

Status Update: SCE ~~met~~ **exceeded** target. Program exceeded target and inspected 600 grids/circuits **and prescribed mitigation for dead and dying trees with strike potential.**

Structure Brushing

248%

Structures Cleared

Structure Brushing (VM-2)

Section 8.2.3.1.1 Page 408

Program Target Inspect and clear (where clearance is needed) 63,700 structures,* with the exception of structures for which there are customer access or environmental constraints.

SCE will strive to inspect and clear (where clearance is needed) 135,200 structures,* except for structures for which there are customer access or environmental constraints. These structures are in addition to poles subject to PRC 4292.

Status Update: SCE ~~met~~ **exceeded** target. Program exceeded its target and inspected and cleared (where clearance was needed) ~~157,694~~ **157,665** structures in HFRA.

VM Work Management Tool (Arbora)

Complete

VM Work Management Tool (Arbora) (VM-6)

Section 8.2.4 Page 426

Program Target Monitor stabilization of Arbora and develop plan and begin execution of plan to enable additional VM maintenance programs.

Status Update: SCE met target. Arbora has monitored stabilization and continued execution of plan to enable additional VM maintenance programs.

Expanded Clearances for Legacy Facilities

131%

Expanded
Clearances
Performed







Expanded Clearances for Legacy Facilities (VM-3)

Section 8.2.3.3.2 Page 416

Program Target: Perform vegetation treatment and maintenance to 48 sites.

Status Update: SCE ~~met~~ **exceeded** target. Program exceeded target and treated and maintained 63 sites in SCE's HFRA.

WMP Activities Summary

 Inactive  Under Review  Complete  On-Track  Behind Plan, Likely to Meet Year-end Target  Behind Plan, At-Risk of Not Meeting Year-end Target

Vegetation Management and Inspections

Detailed Inspections: Distribution

102%
Inspections

Detailed inspections and management practices for vegetation clearances around Distribution electrical lines, and equipment (VM-7)

Section 8.2.3.3.1 Page 412

Program Target: SCE plans to inspect 770* grids within our distribution system.

Status Update: SCE ~~met~~ **exceeded** target. Program exceeded its target and inspected 789 grids **within distribution system**.

LiDAR Vegetation Inspections – Distribution

395%
Inspections

LiDAR Vegetation Inspections – Distribution (VM-9)

Section 8.2.2.4.1 Page 398

Program Target: SCE will inspect at least 1,020 HFRA circuit miles. Subject to change based on technology, program adjustments, and grid/circuits layout.

Status Update: SCE ~~met~~ **exceeded** target. Program exceeded its target and inspected 4,031.75 circuit miles on distribution system in HFRA.

Detailed Inspections: Transmission

108%
Inspections

Detailed inspections and management practices for vegetation clearances around Transmission electrical lines, and equipment (VM-8)

Section 8.2.3.3.1 Page 412

Program Target: SCE plans to inspect 416 circuits within our transmission system.

Status Update: SCE ~~met~~ **exceeded** target. Program exceeded its target and inspected 448 circuits **within transmission system**.

LiDAR Vegetation Inspections – Transmission

125%
Inspections






LiDAR Vegetation Inspections – Transmission (VM-10)

Section 8.2.2.4.1 Page 398

Program Target: SCE will inspect at least 1,750 HFRA circuit miles. Subject to change based on program adjustments and evolution of remote sensing technologies.

Status Update: SCE ~~met~~ **exceeded** target. Program exceeded its target and inspected ~~2,182.39~~ **2,179.17** circuit miles on transmission system in HFRA.

WMP Activities Summary

 Inactive  Under Review  Complete  On-Track  Behind Plan, Likely to Meet Year-end Target  Behind Plan, At-Risk of Not Meeting Year-end Target

Emergency Preparedness

Customer Care Programs (Critical Care Backup Battery (CCBB) Program)

100%
On-Time Deployments

Customer Care Programs (Critical Care Backup Battery (CCBB) Program) (PSPS-2)

Section 8.4.6.2 Page 572

Program Target: Complete 85% of battery deliveries to eligible customers within 30 calendar days* of program enrollment, subject to customer availability, reschedule requests and battery supply constraints. Strive to complete 90% of battery deliveries to eligible customers within 45 calendar days of program enrollment, subject to customer availability, reschedule requests and battery supply constraints.^{4,6}

Status Update: SCE met target. 100% of the eligible customers who enrolled in the CCBB program received their batteries within 30 days.

Customer Care Programs (Portable Power Station and Generator Rebates)

100%
On-Time Rebates Processed

Customer Care Programs (Portable Power Station and Generator Rebates) (PSPS-3)

Section 8.4.6.3 Page 572

Program Target: Process 85% of all rebate claims within 30 business days * of receipt from website vendor; excluding website related delays and subject to receiving all required customer information. Strive to process 90% of all rebate claims within 45 business days of receipt from website vendor; excluding website related delays and subject to receiving all required customer information.^{5,7}

Status Update: SCE met target⁵. 100% success rate was achieved in paying all claims within the target of 30 days.

SCE Emergency Responder Training

Complete

SCE Emergency Responder Training (DEP-2)

Section 8.4.2.2.1 Page 540

Program Target: PSPS response teams are fully qualified/re-qualified by 7/1 annually to maintain readiness.

Status Update: SCE met target. 2025 PSPS Training and Exercise Requalification Series is complete.

Aerial Suppression

Complete

Aerial Suppression (DEP-5)^{6,8}

Section 8.4.3.3.1 Page 556

Program Target: SCE will continue to reassess availability and funding for aerial suppression resources in SCE's service area annually to determine ongoing QRF strategy







Status Update: SCE met target. Contracts were issued at the end of 2024, and final payment was provided to the agencies in January 2025.

^{4,6} Number of calendar/business days subject to change based on customer survey feedback.

^{5,7} Number of calendar/business days subject to change based on customer survey feedback.

^{6,8} Per SCE's proposed revision to the target as submitted to OEIS on Nov 1, 2023.

WMP Activities Summary

 Inactive  Under Review  Complete  On-Track  Behind Plan, Likely to Meet Year-end Target  Behind Plan, At-Risk of Not Meeting Year-end Target

Community Outreach & Engagement

**Wildfire Safety
Community
Meetings
Complete**
Safety Meetings

Wildfire Safety Community Meetings (DEP-1)^{7,9}
Section 8.5.2.1 Page 585
Program Target: SCE will continue or revise the target to host at least four wildfire safety meetings – determined based on the outcome of 2023-2024.
Status Update: SCE met target. A total of 14 Wildfire Community Meetings were held in 2025.

**Customer
Research and
Education**
100%
Customer Studies

Customer Research and Education (DEP-4)
Section 8.5.2.3 Page 586
Program Target: SCE plans to conduct at least three PSPS-related customer studies in 2025.
Status Update: SCE met target. A total of three customer studies have been conducted.

^{7,9} SCE's proposed revision to the target as submitted to OEIS on Nov 1, 2023.

WMP Activity Narratives

Off-Track Narrative – SH-10 Tree Attachments

Activity Target

- Remediate the balance of tree attachments in SCE's HFRA, subject to change based on scope completed in previous years



Key Takeaways

- Activity year-end target not met due to work pending design and approval from National Park Services, Caltrans, or U.S. Forest Service Permitting
- Total scope is ~~124~~ 141 tree attachments with 34 complete in 2025
 - ~~90~~ 107 attachments expected to continue into 2026 or beyond
- Q1 2026 Update: Balance of tree attachments increased due to design confirmations

Risks or Challenges

- Sequoia National Park camping and snow seasons are preventing work from being completed. Park is also planning a housing development in our areas of work, which may delay work completion until after 2026
- Limited staffing at Caltrans creating constraints on processing applications
- Projects constraints are multi-faceted, many of which cannot be worked in parallel (e.g., cannot obtain a Major Special Use Permit (MSUP) until field checks and cost estimates are completed)



Actions to Improve Performance / Get Well Plan

- ~~Expediting field checks to be scheduled one week after cost estimates complete; then submission for an MSUP to Sequoia National Forest can occur (impacts 16 structures)~~
- Expedite requests pending Design Standard Decision Document (DSDD or Caltrans design deviations); Environmental will also review requests proactively (impacts 18 structures)
- Connect with Caltrans District 6 to prioritize work
- Partner with Sequoia National Park on undergrounding options versus overhead pole placement
- Q1 2026 Update: SCE leaders to discuss ways to expedite approvals beyond normal agency process timelines
- 16 structures impacted by Sequoia National Forest now ready for construction

WMP Activity Narratives

Off-Track Narrative – SH-18 Rapid Earth Fault Current Limiter Grounding Conversion

Activity Target

- SCE will target four locations for grounding conversion, subject to land availability

Key Takeaways

- Activity year-end target not met due to delays in obtaining easements, rights checks, and environmental clearances
- Three projects (North Bay, Sophie, and Rustic) were completed in December
- One project, Alola, encountered delays in obtaining access to easements and is awaiting a field assessment by the City of Banning

Risks or Challenges

- Easements, rights checks and environmental clearances
- **Q1 2026 Update: 3rd party dependencies can further impact project completion**

Actions to Improve Performance / Get Well Plan

- Continue work with City of Banning in 2026 to obtain the necessary approvals to proceed with the project
- **Q1 2026 Update: Continue to work closely with city of Banning for service agreement**

WMP Activity Narratives

Off-Track Narrative – IN-8 Inspection and Maintenance Tools: InspectForce

Activity Target

- Monitor utilization of inspection work management tool and make enhancements, as necessary.

Key Takeaways

- Activity year-end target not met due to extended work on system execution plan, system engineering specifications, and additional quality verifications
- The re-baselined go-live date of December was rescheduled for ~~January~~ April 2026 due to delays encountered in the project timeline and to ensure delivery of a high-quality user experience
- Monitoring and reporting is anticipated to begin ~~January~~ April through the end of ~~March~~ June
- **Q1 2026 Update: The shift of the go-live to fix for quality did allow for improvements that included user feedback, improvements / enhancements for executing work within the tool, and improved performance use in the field.**

Risks or Challenges

- Completion of carryover milestones from 2024 is a prerequisite for 2025
- Dependency on readiness sessions and pilot training; any delays may impact ability to meet January go-live date
- Resource allocation to support field execution, tech support, and monitoring the work management tool in January
- **Q1 2026 Update: The release shifted from January to April due to technical limitations within the vendor platform.**

Actions to Improve Performance / Get Well Plan

- Detailed project plan has been developed to monitor the work management tool post-implementation
- Monitoring to complete the 2025 target is expected to run concurrently with the 2026 plan to execute and train users on the software solution
- Routine check-ins scheduled with partners to address challenges, review schedules and monitor resources to ensure completion of work
- The get-well plan is to continue to proactively identify opportunities to optimize execution and track mitigation activities
- **Q1 2026 Update: The team forecasts to monitor utilization of the inspection work management tool by the end of Q2 2026. This is in alignment with the revised release period which is planned to begin in April 2026. The release was delayed from January 2026 to April 2026 to ensure a quality tool for inspections.**

IV. ATTACHMENT B

SCE 2025 WMP Cost Variance Explanation (\$ in thousands)

2025 WMP Financial Variance Explanation

WMP Category	WMP Initiative	WMP Activity	2025 WMP Identifier	2025 CAPEX Planned	2025 CAPEX Actuals	CAPEX \$ Variance Overrun/ (Underrun)	CAPEX % Variance	2025 O&M Planned	2025 O&M Actuals	O&M \$ Variance Overrun/ (Underrun)	O&M % Variance	Variance Comments >10% for Overrun and Underrun Costs
Emergency Preparedness, Collaboration and Public Awareness	Public Communication, Outreach, and Education Awareness	Public Communication, Outreach, and Education Awareness	DEP-1			-		132	68	(64)	-48%	The underrun reflects SCE's shift to virtual community town halls and use of in-house resources in lieu of outsourcing. Partnership with local cities to use local facilities also resulted in avoided costs for facility rentals, travel, lodging, refreshments, and external support.
Emergency Preparedness, Collaboration and Public Awareness	Emergency Preparedness and Recovery Plan	Emergency Preparedness and Recovery Plan	DEP-2			-		1,193	68	(1,125)	-94%	The underrun is related to Training & Development. SCE met this goal. The complex PSPS conditions in early 2025, particularly the January events, caused significant disruption to the planned training schedule for the rest of 2025. Certain courses were delayed or deferred due to ongoing emergency response needs and the need to maintain system readiness during heightened wildfire conditions. These training courses, while informative, were not critical to addressing the most pressing risk. As a result, not all planned sessions were delivered within the calendar year, and the associated training expenditures were not incurred, resulting in a year-end underrun.
Emergency Preparedness, Collaboration and Public Awareness	Public Communication, Outreach, and Education Awareness	Public Communication, Outreach, and Education Awareness	DEP-4			-		4,337	2,018	(2,319)	-53%	The underrun for Customer Research and Education was driven by research activities involving multi-unit dwelling customers in HFRAs being deferred to 2026, as well as the postponement of user experience research related to PSPS content enhancements on SCE.com.
Emergency Preparedness, Collaboration and Public Awareness	External Collaboration and Coordination	External Collaboration and Coordination	DEP-5			-		35,000	36,902	1,902	5%	O&M expenses are within the guideline threshold.
Grid Design, Operations, and Maintenance	Asset Inspections	Distribution High Fire Risk-Informed (HFRI) Inspections - Ground and Aerial	IN-1.1		692	692		35,256	41,126	5,869	17%	SCE met its WMP target for the year. At the time of the WMP filing in Q1 2023, the 2025 forecast was based on SCE's GRC request covering the 2025-2028 period. Subsequent to the GRC filing, SCE revised the budget to \$44.3M million for O&M. Based on this revised budget, the O&M costs would be an underrun of (\$3.1M). Underruns were primarily driven by reduced EZ scope (energized/joint-use pole) and lower cost per attributed to lower Contractor unit rates. Capital had an overrun of \$0.7M for drone purchases for the purpose of SCE's UAS 360 inspection program.
Grid Design, Operations, and Maintenance	Asset Inspections	Transmission High Fire Risk-Informed (HFRI) Inspections - Ground and Aerial	IN-1.2			-		16,246	12,858	(3,388)	-21%	SCE met its WMP targets for transmission inspections. Overall, the underrun is primarily attributable to lower inspection cost per unit. The 2025 WMP forecast for transmission inspections was based on SCE's GRC request, with underlying assumptions developed in Q1 2023. Since that time, inspection cost per unit has trended down due to efficiency gains, including increased program maturity, improved survey documentation, and reduced time spent in the field. In addition, there was a transition to more use of T360 inspections (which combine ground and aerial inspections into a single visit) which reduced the need for separate aerial inspections, improved overall cost efficiency, and contributed to the underrun.
Grid Design, Operations, and Maintenance	Asset Inspections	Distribution Infrared Scanning	IN-3			-		476	606	130	27%	SCE met its WMP target for the year. At the time of the WMP filing in Q1 2023, the 2025 forecast was based on SCE's GRC request covering the 2025-2028 period. Subsequent to the GRC filing, SCE revised the budget for this activity from \$0.476 million to ~\$0.8 million for the year. Based on this revised budget, the costs would be an underrun of (\$0.2M) for the year. This underrun was driven by conservative budgeting assumptions made at the time, as there was uncertainty regarding the timing and availability of a memorandum account for Major Sporting Events (MSE). When the revised budget for this activity was developed, the MSE memo account had not yet been established, and it was unclear when costs could be recorded under that mechanism. As a result, the budget was set slightly higher to account for this uncertainty.
Grid Design, Operations, and Maintenance	Asset Inspections	Transmission Infrared (IR) and Corona Scanning (IN-4)	IN-4			-		105	211	106	101%	The 2025 forecast was developed based on historical spend and at a time when the program averaged approximately \$100K per year. Actual 2025 costs were higher primarily due to increased air operations expenses, driven by both a higher number of flight hours and higher variable rates. In addition, more transmission circuits were flown to ensure full coverage of all HFRA circuits. Actual costs also included incremental contract expenses for engineering review services that were not anticipated in the 2023 forecast.
Grid Design, Operations, and Maintenance	Asset Inspections	Generation HFRI Inspections	IN-5			-		280	69	(211)	-75%	SCE met its WMP target for the year. These inspections resulted in a higher number of remediations than in prior years. While the forecast included remediation activity, actual costs differed from budget due to optimization in the use of internal resources and vendors, improved scheduling, and more efficient execution as the inspection and remediation program has continued to mature. In addition, inspection costs were lower than expected due to efficiency gains in the inspection process, including increased familiarity of field crews with the assets being inspected.
Enterprise Systems	Enterprise Systems Development	Enterprise Systems Development	IN-8	2,318	11,839	9,521	411%	812	1,342	530	65%	Capital: IN-8 relates to Inspections and Maintenance Tools. The overrun is attributable to InspectForce and stems from incorporating Distribution Ground, stabilizing and optimizing the Transmission product, adding scope to merge Transmission survey questions into the Distribution survey, and redesigning the survey to address field inspectors' feedback. O&M: At the time of 2025 GRC forecasting (which is the basis of the 2025 planned budget), InspectApp was planned to sunset by the end of 2024. However, continued operational support was required for the InspectApp application in 2025 while the application transitions to Salesforce Field Service Mobile under InspectForce. Also, InspectForce required continued operational support to ensure quality of the tool.

WMP Category	WMP Initiative	WMP Activity	2025 WMP Identifier	2025 CAPEX Planned	2025 CAPEX Actuals	CAPEX \$ Variance Overrun/ (Underrun)	CAPEX % Variance	2025 O&M Planned	2025 O&M Actuals	O&M \$ Variance Overrun/ (Underrun)	O&M % Variance	Variance Comments >10% for Overrun and Underrun Costs
Grid Design, Operations, and Maintenance	Asset Inspections	Transmission High Fire Risk-Informed (HFRI) Inspections - Ground and Aerial	IN-9			-		1,793	9	(1,784)	-99%	The 2025 forecast was developed based on 2022 historical spend, and because this was the first year of the program, limited historical data was available to develop refined cost per unit assumptions. Note that there was 0% find rate in 2023 and 2024. As a result, the planned 2025 activities did not occur under this particular program but was instead assessed through the proactive splice remediation program. The limited costs recorded in 2025 are attributable to residual spend carried over from the prior year. SCE communicated to Energy Safety that this assessment program would be discontinued in 2025, and obtained approval to discontinue IN-9 through the 2025 WMP Update.
Grid Design, Operations, and Maintenance	Grid Design and System Hardening	Emerging Grid Hardening Technology Installations and Pilots	IN-9	543	-	(543)	-100%			-		Please see explanation of Transmission High Fire Risk-Informed (HFRI) Inspections - Ground and Aerial (IN-9). There is no standalone splice remediation activity or spend reflected under this program, as all splice related work is now captured and accounted for within the Proactive Splice Shunting program.
Emergency Preparedness, Collaboration and Public Awareness	Customer Support in Wildfire and PSPS Emergencies	Customer Support in Wildfire and PSPS Emergencies	PSPS-2			-		8,670	7,572	(1,098)	-13%	The year-end actuals for Critical Care Battery Backups (CCBB) exclude a \$872,569 accrual. After recording the accrual, total spend is expected to be \$8.444 million, reflecting a 3% underrun attributable to cost savings from the transition to smaller battery sizes in 2025.
Emergency Preparedness, Collaboration and Public Awareness	Customer Support in Wildfire and PSPS Emergencies	Customer Support in Wildfire and PSPS Emergencies	PSPS-3			-		1,391	2,279	888	64%	For both PSPS-3 rebate programs (Portable Power Station Rebates and Well Water Generator Rebates), expenditures exceeded the 2025 budget due to a significant surge in demand following the January 2025 wind storms, with the typical annual volume of rebates fully claimed within the first two months of the year.
Situational Awareness and Forecasting	Environmental Monitoring Systems	Environmental Monitoring Systems	SA-1	448	2,970	2,522	563%			-		The capital overrun was primarily driven by an expansion of SCE's weather station network. This expansion followed the January 2025 fires.
Situational Awareness and Forecasting	Weather Forecasting	Weather Forecasting	SA-1			-		5,950	6,700	750	13%	The O&M overrun resulted from higher recurring costs (such as vendor services, calibration, and increased support and maintenance) associated with the expanded network of new weather stations.
Situational Awareness and Forecasting	Ignition Detection Systems	Ignition Detection Systems	SA-10			-		4,665	3,618	(1,047)	-22%	The O&M expenses relate to the maintenance and recurring data service costs associated with HD cameras. The original plan assumed the installation of HD cameras at 10 new locations in 2025, along with the corresponding maintenance and data service costs for those sites. SCE partners with the University of California, San Diego (UCSD) to install cameras on non SCE infrastructure (such as communication towers). While SCE directed UCSD to proceed with these installations in 2025, administrative delays on UCSD's end deferred the installation work to 2026. As a result, the related maintenance and recurring data service expenses for these 10 locations did not materialize in 2025, leading to an O&M underrun for the year.
Situational Awareness and Forecasting	Grid Monitoring Systems	Grid Monitoring Systems	SA-11	12,068	8,301	(3,767)	-31%	576	318	(258)	-45%	Capital: The budget was based on the strive target of 300 installs. The compliance WMP target was 200 installs and SCE met this WMP goal. O&M: The budget is for routine inspection & maintenance and event investigations. Installed equipment only saw few events that required crews to be dispatched to investigate the sensors, resulting in an O&M underrun.
Situational Awareness and Forecasting	Weather Forecasting	Weather Forecasting	SA-3	2,500	6,471	3,971	159%	5,527	7,406	1,879	34%	Capital: Costs are related to High-Powered Computer Clusters (HPCC) (formerly Advanced Modeling Computer Hardware) and include set up and configuration of cloud based HPCCs. Actual costs were higher than planned budget due to increased costs for development of the cloud based solution that enables more accurate forecasting. The forecasting capability was expanded from 3 to 7 days and requires more computational power to deliver data in a timely manner. The improved and more accurate HPCC system is used for wildfire mitigation, PSPS events, customer notifications, temporal and circuit-based scoping, storm preparedness efforts, district planning, and daily energy procurement functions. O&M: Expenses were higher than the planned budget to account for the Technosylva modeling license and Technosylva support costs to buildout and maintain the HPCC platform.
Partnerships	Partnerships	Partnerships	SA-8			-		361	324	(37)	-10%	This activity relates to research projects. Although costs associated with research partnerships were lower than originally forecast, SCE was still able to fully support and advance its planned research efforts. For example, Fire Science collaborated with San José State University to help fund projects aimed at advancing fire science applications for both researchers and industry partners. In addition, SCE partnered with UC Santa Barbara to develop and evaluate emerging weather-forecasting technologies as part of its wildfire mitigation plan. SCE also entered into a research collaboration with the State University of New York, the University of Connecticut, and private industry to advance weather-forecast science in key areas of Energy Meteorology. Costs associated with this collaborative effort were incurred in 2025, with the research work commencing in 2026.
Risk Methodology and Assessment	Risk Methodology and Assessment (Initiative)	Risk Methodology and Assessment (Initiative)	SA-8			-		2,111	1,374	(737)	-35%	Costs are associated with Technosylva-based fire spread modeling and climate change modeling. The underrun is largely driven by the deferral of a climate change modeling effort from 2025 to 2026. The work originally planned for 2025 involved downscaling multiple Global Climate Models to develop a 30-year, forward-looking dataset with high spatial and temporal resolution, which would have supported analysis of long-term climate trends, potential changes in PSPS activation frequency, and enhancements to medium- and long-range fire potential products. Due to project prioritization, this was postponed to 2026, and with the continuing/new availability of publicly available downscaled global climate models, utilization of available data will be used in collaboration with the climate adaptation team at SCE. There are no risks associated with the timing of the deferral. However, the downscaled modeling approach remains important for understanding future fire potential and fuel conditions.

WMP Category	WMP Initiative	WMP Activity	2025 WMP Identifier	2025 CAPEX Planned	2025 CAPEX Actuals	CAPEX \$ Variance Overrun/ (Underrun)	CAPEX % Variance	2025 O&M Planned	2025 O&M Actuals	O&M \$ Variance Overrun/ (Underrun)	O&M % Variance	Variance Comments >10% for Overrun and Underrun Costs
Situational Awareness and Forecasting	Environmental Monitoring Systems	Environmental Monitoring Systems	SA-8			-		1,180	628	(553)	-47%	The underrun is attributable to lower-than expected costs in the Fire Science Enhancements and Fuel Sampling Program activities. For Fire Science Enhancements, the variance reflects the deferral of the Self-Organizing Maps (SOMS) project, as this has been rescheduled and is now expected to be performed in 2026. For the Fuel Sampling Program, costs are billed based on hours worked, and the variance reflects fewer sampling locations and hours utilized during the year than originally assumed.
Situational Awareness and Forecasting	Ignition Detection Systems	Ignition Detection Systems	SA-8			-		175	165	(10)	-6%	O&M expenses are within the guideline threshold.
Grid Design, Operations, and Maintenance	Grid Design and System Hardening	Covered conductor installation	SH-1	489,975	598,280	108,305	22%	899	5	(893)	-99%	Capital: Actual costs exceeded the planned budget primarily increased reliance on helicopter work, exception-time activities, and overhead associated with several high-cost projects. Helicopters were required to install covered conductor in certain rugged terrain where ground access was impractical, while exception-time costs reflect the additional labor and ground-crew coordination, and hard dig excavation needed to support these aerial operations and pole replacements. In addition, more miles were completed than originally targeted due to favorable weather conditions. O&M: This activity is related to Construction Standards Remediation for Covered Conductor. The remediation work completed in 2024. The \$5K charge is a mischarge related to procurement of T-body devices which are generally used for undergrounding projects. SCE is reviewing accounting so that future procurement costs associated with this device are correctly captured using the proper accounting.
Grid Design, Operations, and Maintenance	Grid Design and System Hardening	Distribution Pole Replacements and Reinforcements	SH-10	10,570	1,843	(8,726)	-83%			-		Tree Attachment costs were below planned budget due to weather, permitting, and execution constraints. Several projects could not proceed as planned because work is still pending design reviews and approvals from the National Park Service, Caltrans, and the U.S. Forest Service. Seasonal conditions in Sequoia National Park (specifically camping and snow restrictions) also limited access. In addition, the Park's planned housing development in the project area may delay remaining work until after 2026. Caltrans' limited staffing has further slowed application processing.
Grid Design, Operations, and Maintenance	Grid Design and System Hardening	Traditional Overhead Hardening	SH-14	4,376	1,739	(2,638)	-60%	4,123	670	(3,453)	-84%	SCE met its WMP goal to remediate 1,000 spans in 2025. At the time of the WMP filing in Q1 2023, the 2025 forecast was based on SCE's GRC request covering the 2025-2028 period. Subsequent to the GRC filing, SCE revised the budget to \$1.253 million for O&M and \$2.0 million for Capital. Even with these revisions, actual expenditures were below budget. In general, costs for this activity are primarily associated with the installation of line spacers in segments with heightened risk of wire to wire contact. Line spacers are one of several available options and represent the most cost effective approach for remediating long spans. The underrun is also attributable to efficiency gains, as SCE made a concerted effort to bundle work, which reduced the number of times crews were dispatched to the same structure or general area. Costs associated with this bundled approach were addressed through other remediation options, such as Covered Conductor installations or preventive maintenance activities.
Grid Design, Operations, and Maintenance	Grid Design and System Hardening	Covered conductor installation	SH-16	244	(534)	(778)	-319%			-		SCE met the WMP target for the year. The underrun is due to an accounting issue, as approximately \$0.818 million in costs associated with Vibration Dampers were recorded to a different activity under capital distribution preventative and breakdown maintenance. SCE is reviewing these charges to correct the accounting treatment.
Grid Design, Operations, and Maintenance	Grid Design and System Hardening	Emerging Grid Hardening Technology Installations and Pilots	SH-17	40,090	44,319	4,228	11%	250	4	(246)	-99%	Capital: The budget was based on completion of two Ground Fault Neutralizers (GFNs) at substations. The overrun is due to SCE meeting its WMP target for the year and initiating engineering and construction for future GFNs. O&M: The budget is for routine maintenance and event investigations. The equipment only saw a few events that required a crew to be dispatched to investigate the event.
Grid Design, Operations, and Maintenance	Grid Design and System Hardening	Emerging Grid Hardening Technology Installations and Pilots	SH-18	5,706	1,231	(4,475)	-78%	250	52	(198)	-79%	Capital: Grounding Conversion costs were below planned budget due to delays in obtaining easements, rights checks, and environmental clearances. Three projects (North Bay, Sophie, and Rustic) were completed in 2025. The Alola project was delayed due to restricted access to easements and is awaiting a field assessment by the City of Banning (COB). In addition, the Converse Flats project is tied to a rebuild effort and is pending Government Lands clearance in Big Bear. O&M: The planned budget covered routine maintenance and event investigations. SCE maintains funds for event investigations, though these events may or may not occur in a given year. Only a few events required investigation in 2025. As installation volumes continue to grow, SCE anticipates an increase in the number of events over time. Regarding maintenance, most installations are new, so minimal maintenance was required on the equipment.
Grid Design, Operations, and Maintenance	Grid Design and System Hardening	Undergrounding of electric lines and/or equipment	SH-2	317,078	127,297	(189,780)	-60%			-		The underrun is primarily attributable to the implementation of a cost-efficiency plan and a reduction to the budget following the GRC filing. As part of this effort, SCE refined construction standards for targeted undergrounding, resulting in savings related to design, materials, and other system-hardening efficiencies. In addition, at the time of the WMP filing in Q1 2023, the 2025 forecast was based on SCE's GRC request covering the 2025-2028 period. That forecast included a higher number of planned miles than was ultimately authorized by the CPUC in SCE's 2025 GRC.

WMP Category	WMP Initiative	WMP Activity	2025 WMP Identifier	2025 CAPEX Planned	2025 CAPEX Actuals	CAPEX \$ Variance Overrun/ (Underrun)	CAPEX % Variance	2025 O&M Planned	2025 O&M Actuals	O&M \$ Variance Overrun/ (Underrun)	O&M % Variance	Variance Comments >10% for Overrun and Underrun Costs
Grid Design, Operations, and Maintenance	Grid Design and System Hardening	Installation of System Automation Equipment	SH-5	7,201	2,732	(4,469)	-62%			-		SCE met its WMP installation targets for the year. The 2025 WMP budget for RAR installations was developed in 2022 using historical average assumptions, including prior-year device installation volumes. Because PPS de-energizes entire circuits or geographic areas under extreme conditions, the scope of RAR installations is influenced by the number of circuits subject to PPS events. In contrast, RARs allow utilities to isolate only the affected segment of a feeder (i.e., turn off power only where an issue occurs), while keeping the power on for surrounding areas. As a result, actual unit counts and completed work in 2025 were lower than forecasted due to fewer PPS-impacted circuits than what was originally assumed.
Situational Awareness and Forecasting	Grid Monitoring Systems	Grid Monitoring Systems	SH-8			-		-	334	334		The 2025 budget was developed in 2022 to support the filing of the 2023-2025 WMP in Q1 2023. At the time of budget development, SCE anticipated that the software logic for Transmission Open Phase Detection (TOPD) would be deployed and that the program would conclude by the end of 2024; therefore, no budget was included for TOPD activities in 2025. Following the WMP filing and based on further evaluation, SCE determined that enhancements to the software logic were appropriate and is upgrading the logic across TOPD locations in HFRA to deploy a higher-sensitivity algorithm. This updated enhanced sensitivity algorithm improves overall detection performance and minimizes false operations.
Vegetation Management and Inspections	Vegetation Management Inspections	Vegetation Management Inspections (Hazard Tree Management Program)	VM-1			-		44,037	11,919	(32,118)	-73%	The cost underrun was related to the following: (a) HTMP Tree Removal - SCE found fewer hazard tree conditions on the circuits inspected in HFRA than forecasted, hence a lower than expected prescription rate and mitigation volume. (b) HTMP Property Owner Incentives - The program allows property owners to receive utility-friendly trees as an incentive to support the mitigation of hazardous trees. The cost underrun in 2025 is due to lower than forecasted utilization of this program.
Vegetation Management and Inspections	Vegetation Management Inspections	Vegetation Management Inspections (LiDAR Transmission Vegetation Inspections)	VM-10			-		11,132	9,918	(1,214)	-11%	The same explanation applies as for VM-9. Please refer to the variance explanation for VM-9.
Vegetation Management and Inspections	Pole Clearing	Pole Clearing (Structure Brushing)	VM-2			-		26,197	24,437	(1,760)	-7%	O&M expenses are within the guideline threshold.
Vegetation Management and Inspections	Clearance	Pole Clearing (Expanded Clearances for Generation Legacy Facilities)	VM-3			-		450	414	(36)	-8%	O&M expenses are within the guideline threshold.
Vegetation Management and Inspections	Vegetation Management Inspections	Vegetation Management Inspections (Dead & Dying Tree Removal)	VM-4			-		28,686	7,433	(21,253)	-74%	With respect to Dead and Dying Tree Removals, SCE found fewer tree conditions on the circuits inspected in HFRA than forecasted, hence a lower than expected prescription rate and removal volume.
Enterprise Systems	Enterprise Systems Development	Enterprise Systems Development	VM-6	2,437	2,280	(157)	-6%	4,200	2,227	(1,973)	-47%	Capital: Variance is within threshold O&M: Arborna's 2025 O&M planned budget initially assumed inclusion of iPad data charges at the time of drafting and submission. Following the regulatory disallowance of iPad costs under the 2022 Wildfire Mitigation and Vegetation Management (WM/VM) decision, SCE removed iPad related O&M charges from the Arborna project. iPads are now treated as standard enterprise technology tools rather than wildfire specific equipment, and the associated O&M costs were shifted to Enterprise Transformation Services (End User Computing), where company wide devices are funded. This resulted in the reported variance.
Vegetation Management and Inspections	Vegetation Management Inspections	Vegetation Management Inspections (Detailed Inspections for the Prescription, Where Necessary and Feasible, of Expanded Vegetation Clearances from Distribution Lines in HFRA)	VM-7			-		224,988	204,737	(20,250)	-9%	O&M expenses are within the guideline threshold.
Vegetation Management and Inspections	Vegetation Management Inspections	Vegetation Management Inspections (Detailed Inspections for the Prescription, Where Necessary and Feasible, of Expanded Vegetation Clearances from Transmission Lines in HFRA)	VM-8			-		20,956	13,120	(7,836)	-37%	SCE met its WMP target for the year. The underrun reflects increased efficiency in executing the work while remaining aligned with the GRC authorized revenue requirement, which resulted in lower Time & Equipment (T&E) spending, such as contractor travel, per diem, lodging, and other reimbursable expenses associated with line clearing activities.
Vegetation Management and Inspections	Vegetation Management Inspections	Vegetation Management Inspections (LiDAR Distribution Vegetation Inspections)	VM-9			-		44,467	17,615	(26,853)	-60%	SCE met its WMP target for the year. The underrun resulted from reduced scope of work driven by the limited acquisition vendor availability in Q1-Q2 of 2025, as existing vendors were operating at capacity while SCE completed a new RFP, which was finalized in Q3 2025, combined with lower contractor rates implemented in mid year under new vendor contracts.